



2007 Hotel Summary Report

Table of Contents

Overview.....3

Geographical Distribution.....5

Chain Property Totals.....6

Actual Room Nights.....7

Actual Room Night Revenue.....7

Audio Visual Revenue.....8

Food and Beverage Revenue.....8

Total Revenue.....9

Appendix.....10

Overview

ACM, the Association for Computing Machinery <http://www.acm.org>, is an educational and scientific society uniting the world's computing educators, researchers and professionals to inspire dialogues, share resources and address the field's challenges. ACM strengthens the profession's collective voice through strong leadership, promotion of the highest standards, and recognition of technical excellence. ACM supports the professional growth of its members by providing opportunities for life-long learning, career development, and professional networking.

ACM's membership consists of 87,000+ distinguished individuals from industry, academia and government institutions around the world. We carry out our mission through publications, educational programs, and conferences – over 140 events are sponsored annually by ACM!

ACM's Special Interest Groups (SIGs) in 34 distinct areas of information technology address the varied interests IT professionals - programming languages, graphics, computer-human interaction, and mobile communications, just to name a few. Each SIG organizes itself around those specific activities that best serve both its practitioner- and research-based constituencies. Many sponsor “the” leading conferences and workshops in their fields. You may also visit <http://www.acm.org> which offers a live and searchable conference calendar for up to date information on ACM, the SIGs and their programs.

Site Selection Procedure:

In order to make the site selection process as efficient as possible, all leads are sent to all of ACM's National Hotel Chain representatives, as well as the Convention and Visitor's Bureau for the cities under consideration by ACM's Coordinator for site selection. The lead is comprised of a checklist and template that must be completed by the submitter. All responses are returned to the coordinator through an electronic submission system. Contracts as proposals from individual properties are not accepted and are discarded. Updates on the status of each lead are available 24 hours a day, seven days a week on ACM's Site Selection Website <http://www.acm.org/sigs/hotel>.

Explanation of Reports

As a valued industry partner, we have prepared these reports to give you an overview of ACM's programs for the 2007 calendar year. ACM sponsored upwards of 140 programs and produced over 98,000 room nights at an average room rate of \$149.00. This equates to room night revenue of over \$14,000,000. Below is a detailed explanation of the various charts and graphs and a list of all the conference programs that took place for 2007 to assist you in identifying ACM programs in the future.

ACM Conferences & Meetings by Geographic Location

This report outlines the number of meetings ACM holds by geographic location.

ACM Room Night Production by Chain

This report details the total room nights actualized by each chain as well as room night revenue by chain.

ACM Food and Beverage Revenue by Chain

This report details the total food and beverage actualized by each chain.

ACM Audio Visual Revenue by Chain

This report details the total audio visual revenue actualized by each chain.

ACM Total Revenue by Chain

This report details the revenue actualized by each chain which includes room nights, AV and F & B.

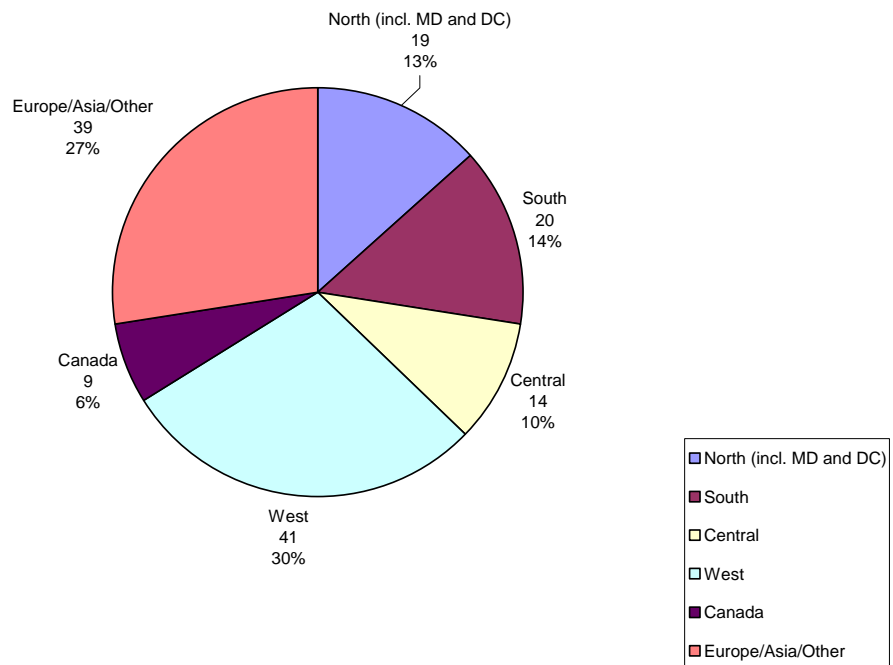
We hope you find this information useful. Please feel free to call with any questions, comments, or concerns. We look forward to our continued success in 2008.

Geographical Distribution

Region	# Conferences
North (incl. MD and DC)	19
South	20
Central	14
West	41
Canada	9
Europe/Asia/Other	39
Total	142*

*ACM sponsors 140 conferences annually. Conference event total does not include smaller events/workshops within the larger events.

Geographical Distribution of Conferences

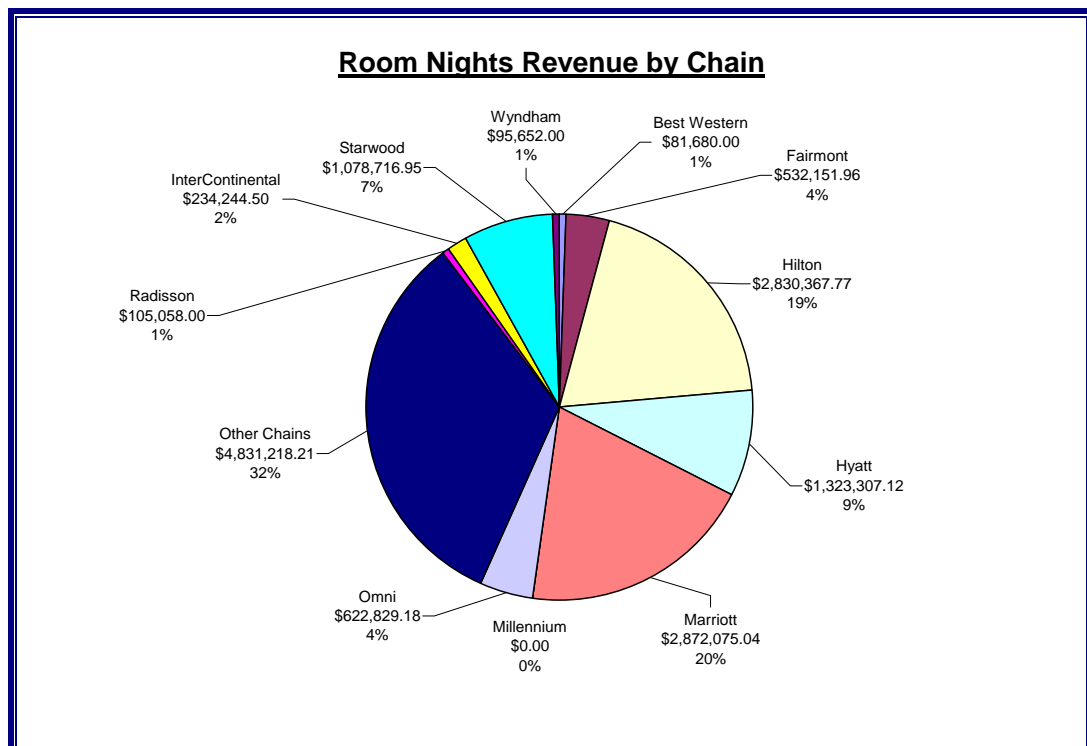
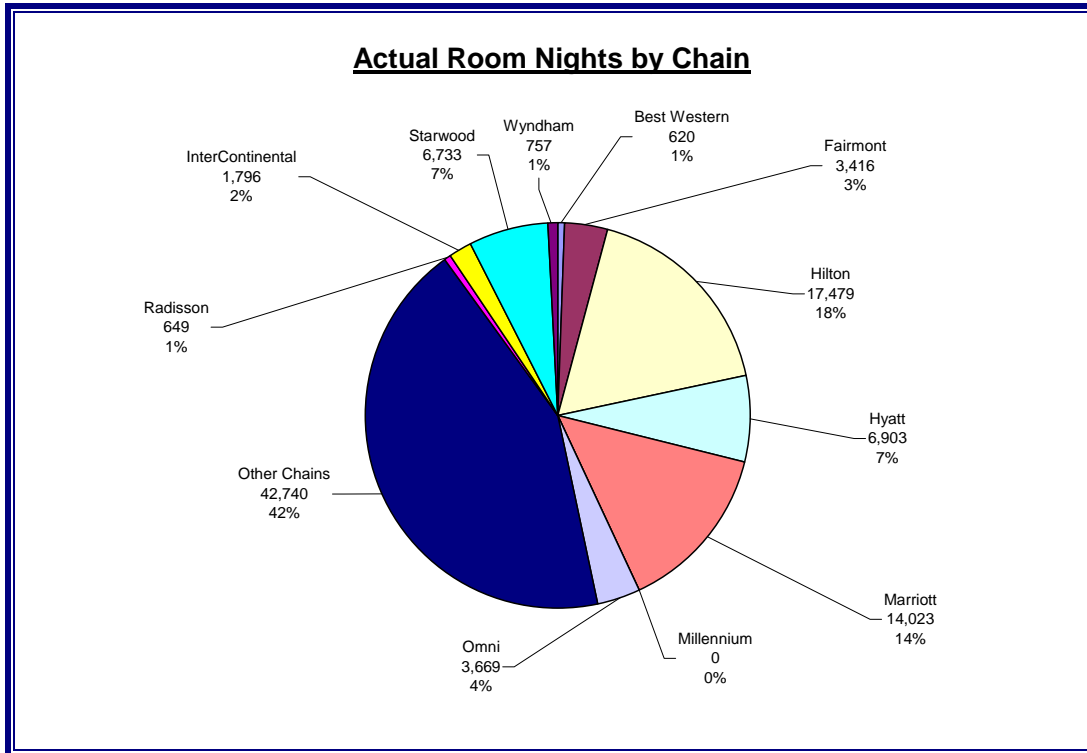


Chain Property Totals

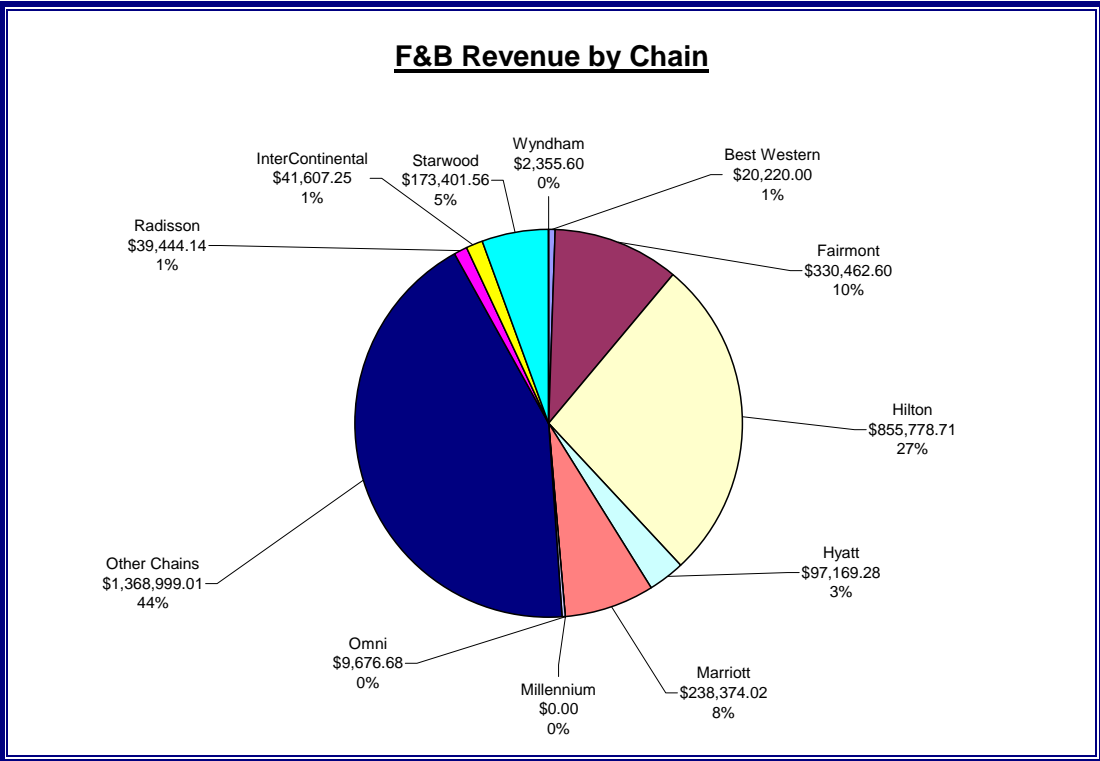
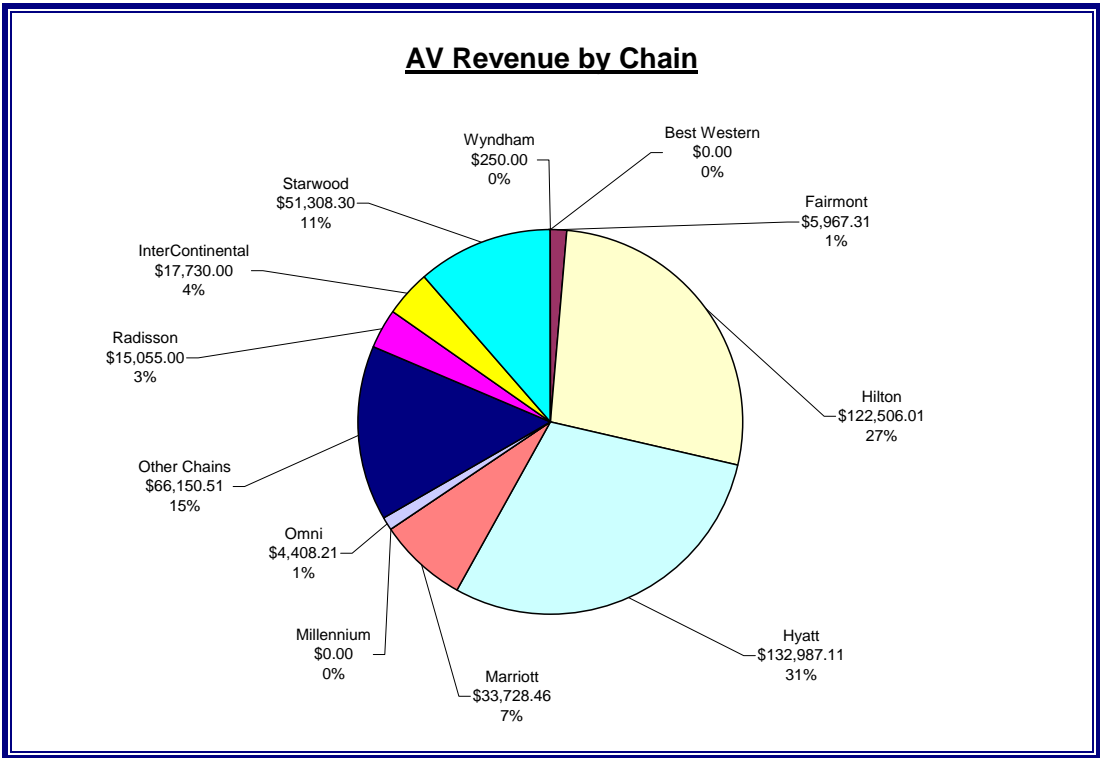
<i>Hotel Chain Name</i>	<i>Total Room nights</i>	<i>Room Revenue</i>	<i>AV</i>	<i>F&B</i>	<i>Total Property Revenue</i>	<i>PCT - Actual Room Nights (+/-) from 2006</i>
Best Western	620	\$81,680.00	\$0.00	\$20,220.00	\$101,900.00	-31%
Fairmont	3,416	\$532,151.96	\$5,967.31	\$330,462.60	\$868,581.87	74%
Hilton	17,479	\$2,830,367.77	\$122,506.01	\$855,778.71	\$3,808,652.49	33%
Hyatt	6,903	\$1,323,307.12	\$132,987.11	\$97,169.28	\$1,553,463.51	20%
Marriott	14,023	\$2,872,075.04	\$33,728.46	\$238,374.02	\$3,144,177.52	-37%
Millennium	0	\$0.00	\$0.00	\$0.00	\$0.00	0%
Omni	3,669	\$622,829.18	\$4,408.21	\$9,676.68	\$636,914.07	N/A
Other Chains	42,740	\$4,831,218.21	\$66,150.51	\$1,368,999.01	\$6,266,367.73	N/A
Radisson	649	\$105,058.00	\$15,055.00	\$39,444.14	\$159,557.14	41%
InterContinental	1,796	\$234,244.50	\$17,730.00	\$41,607.25	\$293,581.75	18%
Starwood	6,733	\$1,078,716.95	\$51,308.30	\$173,401.56	\$1,303,426.81	-63%
Wyndham	757	\$95,652.00	\$250.00	\$2,355.60	\$98,257.60	-12%
Totals	98,785	\$14,607,300.73	\$450,090.91	\$3,177,488.85	\$18,234,880.49	22%

Actual Room Nights and Actual Room Night Revenue

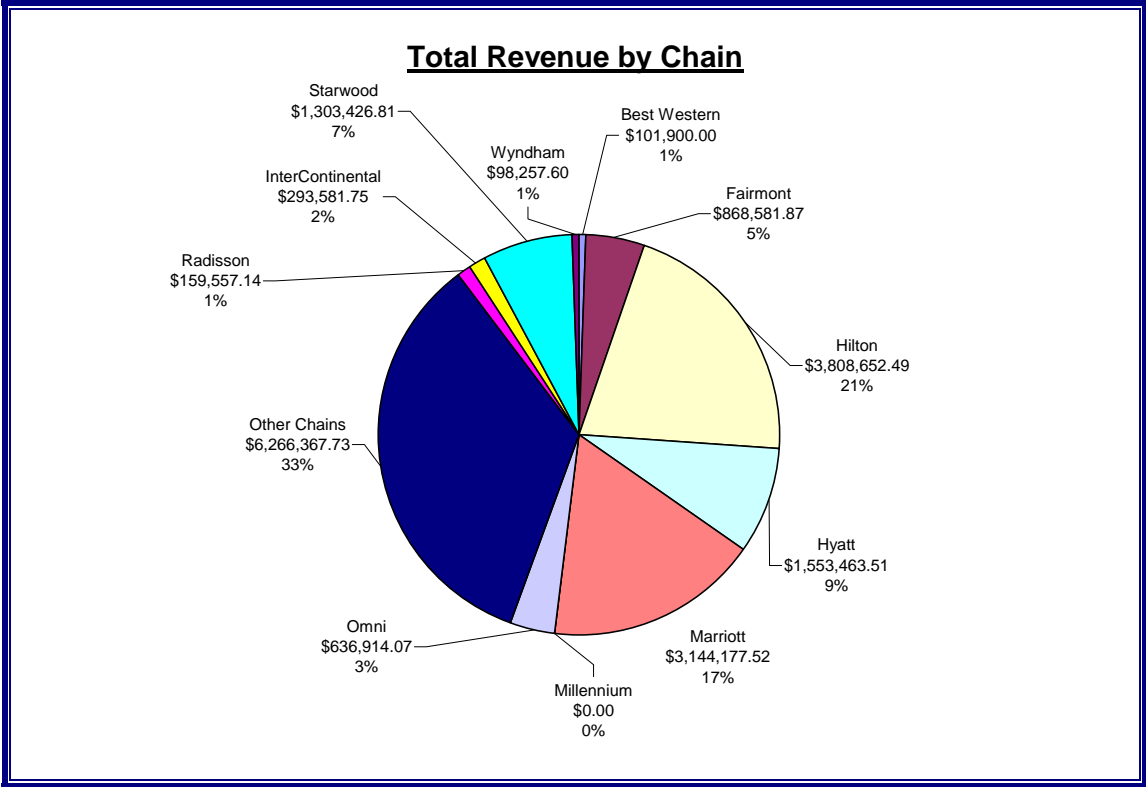
* Average Room Rate 2007 = \$149.00*




Audio Visual and Food & Beverage Revenue



Total Revenue Generated by ACM



Appendix



SIG	Conference	Mnth	Dates	City	State	Hotel	Chain	Pk Nt	Tot Rmnghts	Rate	Actual RNTS	Rooms Revenue	Food & Beverage	AV
EVO	FOGA	1	Jan 7 - 11	Mexico City	Mexico	Paraiso Radisson	Radisson			890 pesos				
CHI	EC Meeting	1	Jan 9 - 12	Miami Beach	FL	The Palms South Beach	Other	18	44	\$269.00	40	\$12,664.35	\$9,393.12	
ACM	Ontology Comm	1	Jan 9 - 13	Seattle	WA	Residence Inn	Marriott	6	25	\$159.00	12	\$2,021.80		
PLAN	POPL	1	Jan 17 - 19	Nice	France	Plaza Hotel	Other	115	675	\$192.00	756	\$146,400.21	\$100,304.00	\$14,503.20
DA	ASPDAC	1	Jan 23 - 26	Yokohama	Japan									
CHI	CHI08 Kickoff Meeting	1	Jan 24 - 29	Florence	Italy	Hotel Baglion	Other	10	55	\$319.00	46	\$13,534.77	\$5,638.19	\$883.00
ACM	Dist Lect Meeting	1	Jan 25 - 26	Atlanta	GA	Georgia Tech Hotel & C.C.	Other	13	22	\$175.00	17	\$2,975.00		
UCCS	Site Selection Meeting	1	Jan 26 - 28	Orlando	FL	Disney Hilton	Hilton	3	5	\$140.00	5	\$703.15	\$390.25	\$292.88
ART/CHI	IUI	1	Jan 27 - 31	Honolulu	Hawaii	Hyatt Regency Waikiki	Hyatt	50	229	\$214.00	276	\$57,754.00	\$25,247.02	\$2,985.86
GRAPH	EC Meeting	2	Feb 2 - 4	Bellevue	WA	The Westin Bellevue	Starwood	15	30	\$159.00	33	\$5,247.00	\$3,574.00	\$1,284.00
ACM	SGB Meeting	2	Feb 4 - 5	Chicago	IL	Hilton Chicago O'Hare Airport	Hilton	40	43	\$159.00	48	\$8,807.52	\$9,215.21	\$3,610.20
METRICS	WOSP	2	Feb 5 - 8	Buenos Aires	Argentina	Golden Tulip Savoy	Other	35	150	\$70.00	212	\$14,840.00	\$5,221.40	
ACT	STOC PC Meeting	2	Feb 9 - 10	Atlanta	GA	Wyndham Midtown	Wyndham	19	38	\$115.00	34	\$3,910.00	\$640.00	\$250.00
DA	FPGA	2	Feb 16 - 23	Monterey	CA	Beach Resort Monterey	Best Western	49	138	\$112.00	212	\$23,744.00	\$20,220.00	
GRAPH	PSCC Meeting	2	Feb 24 - 25	San Diego	CA	Radisson Hotel Harbor View	Radisson	6	19	\$159.00	19	\$3,338.00		\$385.00
DA	TAU	2	Feb 25 - 26	Austin	TX	Renaissance Austin Hotel	Marriott	20	40	\$157.00	36	\$5,652.00	\$11,039.25	\$1,533.00
ACM	History Comm	3	Mar 2 - 3	New York	NY	Westin Times Square	Starwood			\$289.00	7	\$2,023.00	\$2,010.00	\$1,600.00
CSE	CSE	3	March 7 - 10	Covington	KY	Holiday Inn Riverfront	Intercontinental			\$109.00	291	\$31,719.00		
CSE	CSE	3	March 7 - 10	Covington	KY	Marriot RiverCenter	Marriott	4	28	\$99.00	768	\$113,218.00	\$14,277.00	\$90.00
CSE	CSE	3	March 7 - 10	Covington	KY	Embassy Suites RiverCenter	Hilton	150	565	\$148.00				
CSE	CSE	3	March 7 - 10	Covington	KY	Courtyard by Marriott Covington	Marriott	100	375	\$129.00	400	\$51,600.00		
CSE	CSE	3	March 7 - 10	Covington	KY	Raddison Riverfront	Raddison	125	460	\$109.00	401	\$43,709.00		
CHI/ ART	HRI	3	March 9 - 11	Washington	D.C.	The Westin Arlington Gateway	Starwood	75	215	\$169.00	205	\$11,000.00	\$35,822.56	\$11,245.30
DA	GLSVLSI	3	Mar 11 - 13	Maggiore	Italy	La Palma	Other			102 Euros			\$18,567.23	
APP	SAC	3	Mar 11 - 15	Seoul	Korea									
PLAN	PPoPP	3	March 14 - 17	San Jose	CA	Hotel Valencia Santana Row	Other	50	135	\$159.00	113	\$17,967.00	\$19,386.50	\$4,223.57
DA	SLIP/ ISPD	3	March 16 - 21	Austin	TX	Lakeway Resort & Spa	Other	35	141	\$159.00	144	\$22,896.00	\$31,720.93	\$3,197.75
GRAPH	EC Meeting	3	Mar 18 - 22	New Orleans	LA	Hilton New Orleans	Hilton	15	30	\$79.00	24	\$1,936.00	\$1,921.00	\$528.00
SAC	Asia CCS	3	Mar 20 - 22	Singapore	Singapore	Intercontinental Singapore	Intercontinental			\$150.00				
OPS	EuroSys	3	Mar 21 - 23	Lisbon	Portugal									
SOFT	ISSTA Meeting	3	Mar 23 - 26	London	England	Radisson Grafton Hotel	Radisson	16	48	\$277.00				
UCCS	CSMS	3	Mar 23 - 27	Savannah	GA	Hyatt Regency Savannah	Hyatt	80	245	\$169.00	300	\$49,795.23	\$19,253.16	\$5,630.73

unable to gather information from facility

unable to gather information from facility

unable to gather information from facility

unable to gather information from facility

unable to gather information from facility

unable to gather information from facility

BED/PLAN	LCOTES Meeting	3	Mar 24 - 25	Chicago	IL	Chicago Marriott O'Hare	Marriott	25	50	\$104.00	19	\$2,288.00	\$760.00	\$125.00	unable to gather information from facility
ARCH	SC Meeting	3	Mar 26 - 28	Reno	NV	Reno Hilton	Hilton	40	95	\$89.00					unable to gather information from facility
CHI	CHIMIT	3	Mar 29 - 31	Cambridge	MA	Cambridge Marriott Hotel	Marriott	50	100	\$179.00	33	\$5,907.00	\$5,957.00	\$1,970.00	unable to gather information from facility
ACM	ACM - SE	3	Mar 30 - 31	Winston-Salem	MA	Winston-Salem Marriott	Marriott	50	110	\$106.00			\$15,232.05		unable to gather information from facility
GRAPH	Web3D	4	Apr 15 - 18	Umbria	Italy	Hotel Gio	Other						\$18,689.42	\$6,037.38	unable to gather information from facility
DA	DATE	4	Apr 16 - 20	Nice	France										unable to gather information from facility
CHI	DIS	4	Apr 16 - 20	Munich	Germany	Holiday Inn Munich City	Intercontinental			113 Euros					unable to gather information from facility
MIS	CPR	4	Apr 18 - 22	St. Louis	MO	Hyatt Regency St. Louis	Hyatt	45	125	\$143.00	114	\$15,659.00	\$9,659.00	\$114,384.00	
BED	IPSN	4	Apr 25 - 27	Cambridge	MA	Hotel at MIT	Hilton			\$209.00			\$20,365.45		
BED	IPSN	4	Apr 25 - 27	Cambridge	MA	Cambridge Marriott	Marriott						\$13,370.51		
GRAPH	I3D	4	Apr 30 - May 2	Seattle	WA	Crown Plaza Hotel	Intercontinental	40	120	\$149.00	135	\$19,172.00	\$15,069.75	\$4,010.00	
CHI	CHI	4	Apr 30 - May 3	San Jose	CA	Marriott San Jose	Marriott	200	1177	\$140.00	1173	\$164,220.00	\$38,710.40	\$1,061.00	
CHI	CHI	4	Apr 30 - May 3	San Jose	CA	Hilton San Jose	Hilton	200	1300	\$140.00	1115	\$135,360.40	\$4,659.50		
CHI	CHI	4	Apr 30 - May 3	San Jose	CA	Hotel Montgomery	Other			\$140.00	145	\$20,300.00			overflow hotel
CHI	CHI	4	Apr 30 - May 3	San Jose	CA	Fairmont San Jose	Fairmont	250	1475	\$145.00	1481	\$209,406.66	\$28,820.11	\$2,972.54	
CHI	CHI	4	Apr 30 - May 3	San Jose	CA	The Sainte Claire San Jose	Other	50	279	\$129.00	257	\$33,153.00			
CHI	CHI	4	Apr 30 - May 3	San Jose	CA	Crown Plaza Hotel Downtown	Intercontinental	110	643	\$119.00	585	\$69,615.00			
ACM	CFP	5	May 1 - 4	Montreal	Canada	Hilton Montreal Bonaventure	Hilton	95	400	\$167.00	336	\$56,197.30	\$40,183.10	\$1,893.00	unable to gather information from facility
Micro	CF	5	May 7 - 9	Ischia	Italy	Hotel Continental Terme	Other								unable to gather information from facility
ARCH/BED	NOCS	5	May 9 - 11	Princeton	NJ	Nassau Inn	Other								unable to gather information from facility
ACM	Pubs Bd Mtg	5	May 13 - 14	New York	NY	Radisson Martinique	Radisson				13	\$8,022.00			
SOFT	ICSE	5	May 16 - 27	Minneapolis	MN	Hilton Minneapolis	Hilton	425	2660	\$139.00	2019	\$304,252.74	\$176,759.00	\$36,678.51	
ACM	Ed Board Mtg	5	May 17 - 19	New York	NY	Radisson Martinique	Radisson				15	\$6,668.00			
DA	MemoCode	5	May 30 - June 2	Nice	France										unable to gather information from facility
DA	DAC	6	May 29 - June 9	San Diego	CA	Manchester Grand Hyatt San Diego	Hyatt	388	1879	\$235.00	1756	\$402,664.00			
DA	DAC	6	May 29 - June 9	San Diego	CA	Marriott Hotel and Marina	Marriott	1054	4579	\$236.00	4576	\$1,088,518.00	\$110,198.93	\$22,596.95	
DA	DAC	6	May 29 - June 9	San Diego	CA	Embassy Suites	Hilton	195	230	\$204.00	863	\$176,052.00			
DA	DAC	6	May 29 - June 9	San Diego	CA	Hilton Gaslamp Quarter	Hilton	99	454	\$219.00	378	\$74,123.50	\$3,863.57		
DA	DAC/ Mentor	6	May 29 - June 9	San Diego	CA	Omni San Diego Hotel	Omni	412	1983	\$224.00	1783	\$292,779.18	\$9,676.68	\$4,408.21	
DA	IWLS	6	May 30 - June 1	San Diego	CA	Paradise Point Resort	Other			\$149.00			\$20,531.81	\$2,225.82	
MM	NOSSDAV	6	June 3 - 5	Urbana	IL	Hampton Inn Champaign/Urbana	Hilton	35	75	\$104.00	18	\$1,872.00			unable to gather information from facility
ARCH	SC Meeting	6	June 4 - 6	Reno	NV	Grand Sierra	Other	25	50	\$89.00					unable to gather information from facility

ACM	Awards Banquet	6	June 6 - 7	San Diego	CA	Hotel Del Coronado	Other	67	150	\$283.00		deposit- \$15,000			unable to gather information from facility
ACM	FCRC	6	June 6 - 16	San Diego	CA	Town & Country	Other	888	4930	\$129.00	4353	\$557,417.50	\$325,587.50		
MOBILE	MobiSys	6	June 8 - 14	Carolina	Puerto Rico	Ritz Carlton San Juan	Other	84	374	\$179.00	374	\$67,668.50	\$40,915.00	\$9,287.91	
MOD	MOD/PODS	6	June 11 - 14	Beijing	China	Crown Plaza Park View	Intercontinental		60		20				
MOD	MOD/PODS	6	June 11 - 14	Beijing	China	Beijing Continental Grand Hotel	Other		220		210				
MOD	MOD/PODS	6	June 11 - 14	Beijing	China		Other		50		48				
ARCH	ICAC	6	June 11 - 15	Jacksonville	FL	Hyatt Regency Jacksonville	Hyatt								unable to gather information from facility
CHI	C&C	6	June 12 - 14	Washington	D.C.	Jury's Washington Hotel	Other	125	310	\$199.00	228	\$44,392.00	\$37,421.94	\$1,474.42	
ARCH	ICS	6	June 15 - 19	Seattle	WA	Crown Plaza Seattle	Intercontinental	45	182	\$179.00	176	\$31,504.00	\$13,268.75	\$6,860.00	
ARCH	ICS	6	June 15 - 22	Seattle	WA	Crown Plaza Seattle	Intercontinental	40	176	\$179.00	176	\$31,504.00	\$13,268.75	\$6,860.00	
IR / WEB	JCDL	6	June 15 - 24	Vancouver, BC	Canada	Westin Bayshore Resort and Marina	Starwood	166	785	\$218 CDN	785	\$14,362.00	\$70,619.00	\$22,449.00	
SAC	SACMAT	6	June 19 - 21	Antibes	France	Sophia Country Club Grand Hotel Mercure	Other	60	180	\$152.00	154	\$23,418.06	\$14,784.70	\$690.26	
CSE	ITICSE	6	June 23 - 27	Dundee	Scotland										unable to gather information from facility
ACM	CDC/ Tapia Plan	6	June 25 - 26	Orlando	FL	Walt Disney Hilton	Hilton	10	20	\$169.00	27	\$4,988.38	\$2,594.06	\$4,021.59	
ARCH	HPDC	6	June 25 - 29	Monterey	CA	Monterey Hyatt Regency	Hyatt								unable to gather information from facility
EVO	GECCO	7	July 7 - 11	London	England	Euston Square Hotel	Other			89 pounds					unable to gather information from facility
SOFT	CBSE	7	July 9 - 11	Medford	MA										unable to gather information from facility
MM	CIVR	7	July 9 - 11	Amsterdamm	Netherlands										unable to gather information from facility
SOFT	ISSTA	7	July 9 - 12	London	England	Radisson Grafton Hotel	Radisson	70	340	\$227.00	99	\$22,473.00	\$22,018.14		
PLAN	PPDP	7	July 14 - 16	Worclaw	Poland										unable to gather information from facility
ACM	EPC Meeting	7	July 19 - 20	Bellevue	WA	Hyatt Regency Bellevue	Hyatt	7	10	\$224.00	14	\$3,136.00	\$1,310.00	\$1,514.00	
IR	IR	7	July 23 - 27	Amsterdamm	Netherlands	NH Krasnapolsky	Other	150	615	\$185.00	635	\$117,475.00			
IR	IR	7	July 23 - 27	Amsterdamm	Netherlands		Other			\$185.00	431	\$79,735.00			
ACM	DSP Meeting	7	July 24 - 26	Portland	OR	Hilton Portland & Exec. Twr.	Hilton	8	11	\$149.00	13	\$1,843.93	\$1,061.26	\$978.70	
GRAPH	APGV	7	July 25 - 27	Tübingen	Germany										unable to gather information from facility
ACM	SGB	7	July 29 - 31	New York	NY	Radisson	Radisson	50	110	\$199.00	102	\$20,848.00	\$17,426.00	\$14,670.00	
SAM	ISSAC	7	July 29 - Aug 1	Waterloo	Canada	Waterloo Inn	Other			\$128.00					
SAM	ISSAC	7	July 29 - Aug 1	Waterloo	Canada	St. Jacobs Country Inn	Other			\$114.00					
SAM	ISSAC	7	July 29 - Aug 1	Waterloo	Canada	University of Waterloo	Other			\$50.00					
MICRO	MICRO-40 PC Meeting	8	Aug 3 - 4	Chicago	IL	Hilton Chicago O'Hare Airport	Hilton	20	40	\$109.00	22	\$2,398.00	\$3,806.17	\$1,165.50	
CHI	CMC Handoff Meeting	8	Aug 3 - 6	Montreal	Canada	Hyatt Regency Montreal	Hyatt	10	29	\$199.00	26	\$6,072.82	\$3,646.36		
DA	EC Meeting	8	Aug 1 - 2	Newark	NJ	Doubeltree Newark	Hilton			\$149.00	9	\$1,341.00			
GRAPH	GH	8	Aug 3 - 5	San Diego	CA	Hilton San Diego Gaslamp Quarter	Hilton						\$29,877.70	\$169.50	

GRAPH	GRAPH	8	Aug 5 - 9	San Diego	CA	500 West	Other	100	567	\$59.00	542	\$31,978.00		
GRAPH	GRAPH	8	Aug 5 - 9	San Diego	CA	Best Western	Best Western	75	430	\$142.00	408	\$57,936.00		
GRAPH	GRAPH	8	Aug 5 - 9	San Diego	CA	Bristol	Other	65	334	\$169.00	293	\$49,517.00		
GRAPH	GRAPH	8	Aug 5 - 9	San Diego	CA	Comfort Inn Circle	Other	150	852	\$119.00	855	\$101,745.00		
GRAPH	GRAPH	8	Aug 5 - 9	San Diego	CA	Comfort Inn Zoo	Other	100	567	\$125.00	513	\$64,125.00		
GRAPH	GRAPH	8	Aug 5 - 9	San Diego	CA	Comfort Inn Rodeway Inn	Other	45	241	\$139.00	224	\$31,136.00		
GRAPH	GRAPH	8	Aug 5 - 9	San Diego	CA	Courtyard by Marriott	Marriott	150	853	\$155.00	834	\$129,270.00		
GRAPH	GRAPH	8	Aug 5 - 9	San Diego	CA	Days Inn	Wyndham	100	567	\$129.00	544	\$70,176.00		
GRAPH	GRAPH	8	Aug 5 - 9	San Diego	CA	Doubletree	Hilton	100	567	\$145.00	514	\$74,530.00		
GRAPH	GRAPH	8	Aug 5 - 9	San Diego	CA	Embassy Suites	Hilton	100	567	\$179.00	513	\$91,827.00		
GRAPH	GRAPH	8	Aug 5 - 9	San Diego	CA	Hampton Inn	Hilton	75	430	\$145.00	375	\$54,375.00		
GRAPH	GRAPH	8	Aug 5 - 9	San Diego	CA	Hilton Airport	Hilton	85	432	\$189.00	348	\$65,772.00		
GRAPH	GRAPH	8	Aug 5 - 9	San Diego	CA	Hilton Gaslamp	Hilton	150	853	\$195.00	944	\$184,080.00		
GRAPH	GRAPH	8	Aug 5 - 9	San Diego	CA	Hilton Mission Valley	Hilton	150	853	\$165.00	844	\$139,260.00		
GRAPH	GRAPH	8	Aug 5 - 9	San Diego	CA	Holiday Inn Express Downtown	Hilton	65	361	\$169.00	323	\$54,587.00		
GRAPH	GRAPH	8	Aug 5 - 9	San Diego	CA	Holiday Inn on the Bay	Hilton	200	1134	\$165.00	1195	\$197,175.00		
GRAPH	GRAPH	8	Aug 5 - 9	San Diego	CA	Holiday Inn Downtown	Hilton	75	421	\$170.00	347	\$58,990.00		
GRAPH	GRAPH	8	Aug 5 - 9	San Diego	CA	Holiday Inn Select Zoo	Hilton	150	853	\$135.00	760	\$102,600.00		
GRAPH	GRAPH	8	Aug 5 - 9	San Diego	CA	Horton Grand	Other	120	681	\$175.00	571	\$99,925.00		
GRAPH	GRAPH	8	Aug 5 - 9	San Diego	CA	Hotel Sofia	Other	125	701	\$165.00	622	\$102,630.00		
GRAPH	GRAPH	8	Aug 5 - 9	San Diego	CA	Hotel Solamar	Other	100	567	\$195.00	540	\$105,300.00		
GRAPH	GRAPH	8	Aug 5 - 9	San Diego	CA	Kings Inn	Other	75	427	\$109.00	399	\$43,491.00		
GRAPH	GRAPH	8	Aug 5 - 9	San Diego	CA	La Quinta	Other	100	561	\$149.00	524	\$78,076.00		
GRAPH	GRAPH	8	Aug 5 - 9	San Diego	CA	Manchester Grand Hyatt	Hyatt	450	2539	\$205.00	2321	\$475,805.00		
GRAPH	GRAPH	8	Aug 5 - 9	San Diego	CA	Mission Valley Resort	Other	100	561	\$145.00	510	\$73,950.00		
GRAPH	GRAPH	8	Aug 5 - 9	San Diego	CA	Omni San Diego	Omni	400	2268	\$175.00	1886	\$330,050.00		
GRAPH	GRAPH	8	Aug 5 - 9	San Diego	CA	Doubletree Downtown	Hilton	175	992	\$150.00	916	\$137,400.00		
GRAPH	GRAPH	8	Aug 5 - 9	San Diego	CA	San Diego Marriott	Marriott	1000	5592	\$216.00	5661	\$1,222,776.00		
GRAPH	GRAPH	8	Aug 5 - 9	San Diego	CA	Sheraton Hotel and Marina	Starwood	400	2248	\$189.00	1990	\$376,110.00		
GRAPH	GRAPH	8	Aug 5 - 9	San Diego	CA	Sheraton Mission Valley	Starwood	75	420	\$165.00	322	\$53,130.00		
GRAPH	GRAPH	8	Aug 5 - 9	San Diego	CA	Sheraton Suites	Starwood	100	561	\$179.00	594	\$106,326.00		
GRAPH	GRAPH	8	Aug 5 - 9	San Diego	CA	Westgate Hotel	Other	75	430	\$165.00	398	\$65,670.00		
GRAPH	GRAPH	8	Aug 5 - 9	San Diego	CA	Westin Horton Plaza	Starwood	140	706	\$189.00	626	\$118,314.00		
GRAPH	GRAPH	8	Aug 5 - 9	San Diego	CA	Westin San Diego	Starwood	300	1701	\$159.00	1713	\$272,367.00		

UCCS	Site Visit for 08	8	Aug 7 - 8	Portland	OR	Hilton Portland & Exec. Twr.	Hilton		13	\$129.00	13	\$1,741.56		
KDD	KDD	8	Aug 8 - 18	San Jose	CA	Fairmont San Jose	Fairmont	367	1542	\$169.00	1503	\$251,240.00	\$253,037.36	
ACT	PODC	8	Aug 9 - 18	Portland	OR	Hilton Portland & Exec. Twr.	Hilton	61	295	\$135.00	404	\$54,540.00	\$35,800.52	\$2,818.50
ACT	TRANSACT	8	Aug 9 - 18	Portland	OR	Hilton Portland & Exec. Twr.	Hilton						\$5,157.84	\$1,167.34
ACT	DIAL-M	8	Aug 9 - 18	Portland	OR	Hilton Portland & Exec. Twr.	Hilton						\$1,369.12	\$377.40
ACT	LOCALITY	8	Aug 9 - 18	Portland	OR	Hilton Portland & Exec. Twr.	Hilton						\$1,141.92	\$377.40
DA	ISLPED	8	Aug 26 - 30	Portland	OR	Embassy Suites	Hilton	85	265	\$159.00	204	\$31,005.00	\$12,557.25	\$12,974.75
COMM	COMM	8	Aug 27 - 31	Kyoto	Japan									
WEB	DocEng	8	Aug 28 - 31	Manitoba	Canada									
DA	SBCCI	9	Sep 3 - 6	Rio de Janiero	Brazil									
SOFT	ESEC/FSE	9	Sept 3 - 7	Cavart	Croatia	Hotel Croatia	Other	120	660	\$200.00	710	\$11,669.44	\$64,135.90	
CHI	EC&CMC Meet	9	Sept 5 - 8	New York	NY	W New York	Starwood	16	42	\$479.00	35	\$19,129.95		
Mobile	MobiCom/ MobiHoc	9	Sept 8 - 13	Montreal	Canada	Hilton Montreal Bonaventure	Hilton	100	380	\$205.00	392	\$80,360.00	\$71,653.18	
Mobile	MobiCom/ MobiHoc	9	Sept 8 - 13	Montreal	Canada	Holiday Inn Montreal Midtown	Intercontinental	75	370	\$146.00	9	\$1,341.00		
WEB	HT	9	Sep 10 - 12	Machester	England									
CSE	ICER	9	Sept 12 - 17	Atlanta	GA	Wyndham Midtown Atlanta	Wyndham	36	107	\$119.00	103	\$12,257.00		
CSE	SIGCSE EC Meeting	9	Sept 13 - 15	Atlanta	GA	Wyndham Midtown Atlanta	Wyndham	9	23	\$119.00	23	\$2,737.00	\$1,715.60	
ARCH	PACT	9	Sept 15 - 19	Brasov	Romania									
ARCH	PACT	9	Sept 15 - 19	Brasov	Romania									
ARCH	SciNet Meeting	9	Sept 16 - 21	Reno	NV	Atlantis Resort and Spa	Other	10	48	\$109.00	21	\$2,289.00		
ARCH	Grid	9	Sept 19 - 21	Austin	TX	Omni Austin Hotel	Omni			\$154.00				
SOFT	ESEM	9	Sept 20 - 21	Madrid	Spain									
MM	MM&Sec	9	Sept 20 - 21	Dallas	TX									
MM	MM	9	Sept 25 - 29	Ausburg	Germany									
ACM	Ed Council	9	Sept 27 - 29	Seattle	WA	Grand Hyatt Seattle	Hyatt	33	78	\$189.00	68	\$17,011.00	\$8,067.00	\$6,959.00
BED	ES WEEK	9	Sept 30 - Oct 5	Salzburg	Austria									
SOFT	MODELS	9	Sept 30 - Oct 5	Nashville	TN	Marriott at Vanderbilt U.	Marriott							
SOFT	MODELS	9	Sept 30 - Oct 5	Nashville	TN	Holiday Inn Select	Intercontinental							
PLAN	ICFP	10	Oct 1 - 3	Freiburg	Germany	Stadhotel Freiburg								
UCCS	Fall UCCS	10	Oct 5 - 10	Orlando	FL	Walt Disney Hilton	Hilton	265	990	\$170.00	1396	\$231,550.34	\$142,037.00	\$10,029.70
GRAPH/CHI	UIST	10	Oct 6 - 10	Newport	RI	Hotel Viking	Other	100	365	\$179.00	388	\$66,675.02	\$62,688.90	
ACM	Council/ EC Meet	10	Oct 10 - 12	New York	NY	Westin Times Square	Starwood	22	32	\$369.00	40	\$16,580.00		
ACCESS	ASSETS	10	Oct 13 - 17	Phoenix	AZ	Embassy Suites: Tempe-Phoenix	Hilton	47	168	\$147.00	170	\$24,990.00	\$14,934.54	

unable to gather information from facility
unable to gather information from facility

unable to gather information from facility

unable to gather information from facility

unable to gather information from facility
unable to gather information from facility

unable to gather information from facility
unable to gather information from facility

unable to gather information from facility
unable to gather information from facility

unable to gather information from facility
unable to gather information from facility
unable to gather information from facility

unable to gather information from facility

ACM	Hopper/Tapia	10	Oct 13 - 20	Orlando	FL	Walt Disney Hilton	Hilton	445	1850	\$169.00	1728	\$293,164.01	\$92,665.61	\$12,170.70
OPS	SOSP	10	Oct 14 - 17	Stevenson	WA	Skamania Lodge	Other	254	832	\$139.00	867	\$131,700.00	\$161,920.75	\$14,174.25
ACM	Pubs Meeting	10	Oct 15 - 16	New York	NY	Westin Times Square	Starwood				17	\$11,256.00		
CHI	RecSys	10	Oct 16 - 21	Minneapolis	MN	Holiday Inn- Metro Minneapolis	Intercontinental	43	126	\$105.00	119	\$12,495.00		
ITE	ITE	10	Oct 17 - 20	Destin	FL	Hilton Sandestin	Hilton	78	233	\$135.00	219	\$29,565.00	\$16,277.00	\$2,184.40
PLAN	OOPSLA	10	Oct 18 - 27	Montreal	Canada	Hyatt Regency Montreal	Hyatt	307	1,647	\$219.00	1,847	\$268,078.07	\$14,567.74	
DA	NanoArch	10	Oct 20 - 21	San Jose	CA	Radisson Plaza Hotel	Radisson							
DOC	SIGDOC	10	Oct 22 - 24	El Paso	TX	Hilton Garden Inn	Hilton	8	90	\$99.00	25	\$2,475.00	\$503.13	
COMM	IMC	10	Oct 22 - 26	San Diego	CA	Paradise Point Resort & Spa	Other	42	168	\$205.00	171	\$35,837.00	\$30,499.00	\$229.43
ART	K-CAP	10	Oct 26 - 31	Whistler, BC	Canada	Fairmont Chateau Whistler	Fairmont	49	171	\$149.00	205	\$29,306.00	\$13,151.30	\$1,052.15
SAC	CCS	10	Oct 27 - Nov 3	Alexandria	VA	Hilton Alexandria Mark Ctr.	Hilton	122	581	\$189.00	503	\$86,594.94	\$95,510.58	\$29,307.94
GRAPH	EC Meeting	10	Oct 27 - 28	Toronto	Canada	Marriott Toronto Bloor Yorkville	Marriott	11	22	\$169.00	20	\$3,625.24	\$844.88	\$807.51
ARCH	Scinet	10	Oct 21- 26	Reno	NV	Atlantis Resort and Spa	Other	50	270	\$89.00	155	\$13,795.00		
CHI	Group	11	Nov 1 - 7	Sanibel Island	FL	Sundial Beach Resort	Other	75	330	\$149.00	339	\$63,617.00	\$17,735.00	\$595.00
ART/SOFT	ASE	11	Nov 2 - 9	Atlanta	GA	Crowne Plaza Buckhead	Intercontinental	79	307	\$139.00	285	\$36,894.50		
Ada	Ada	11	Nov 2 - 10	Fairfax	VA	Hyatt Fair Lakes (VA)	Hyatt	32	167	\$159.00	181	\$27,332.00	\$15,419.00	\$1,513.52
ACM	CSTA Meeting	11	Nov 3 - 4	Seattle	WA	Red Lion Hotel	Other	15	42	\$149.00	39	\$6,717.36	\$2,804.14	\$1,855.66
DA	ICCAD	11	Nov 4 - 8	San Jose	CA	Doubletree Hotel	Hilton	140	565	\$156.00	469	\$63,910.00	\$71,474.75	\$1,760.00
GRAPH/CHI	DUX	11	Nov 5 - 7	Chicago	IL	Intercontinental Hotel	Intercontinental							
MOBILE/COMM	SenSys	11	Nov 6 - 9	Sydney	Australia	Swissotel	Other		no sleeping rooms				\$22,099.17	\$5,692.86
MIS/IR	CIKM	11	Nov 6 - 10	Lisbon	Portugal	Sana Lisboa Hotel	Other	150	600	110 Euros			\$3,704.62	
ACM	EPC Meeting	11	Nov 7 - 9	Seattle	WA	Sheraton Bellevue Seattle East Hotel	Starwood	8	16	\$219.00	19	\$4,325.00	\$308.00	\$1,140.00
ARCH	SuperComputing	11	Nov 8 - 17	Reno	NV	Grand Sierra Resort	Other	1400	8637	\$107.00	7501	\$802,607.00	\$268,462.90	
ARCH	SuperComputing	11	Nov 8 - 17	Reno	NV	Silver Legacy	Other	500	2225	\$85.00	3350	\$284,750.00		
ARCH	SuperComputing	11	Nov 8 - 17	Reno	NV	Circus Circus	Other	500	1900	\$85.00	3893	\$330,905.00	\$7,228.24	
ARCH	SuperComputing	11	Nov 8 - 17	Reno	NV	Peppermill	Other	900	5175	\$83.00	4088	\$339,304.00		
ARCH	SuperComputing	11	Nov 8 - 17	Reno	NV	John Ascuaga's Nugget	Other	700	4025	\$85.00	2748	\$233,580.00		
ARCH	SuperComputing	11	Nov 8 - 17	Reno	NV	Atlantis	Other	627	4402	\$112.00	4190	\$469,280.00	\$67,289.15	
Graph/CHI	VRST	11	Nov 11 - 14	Newport Beach	CA	Fairmont, Newport Beach	Fairmont	52	222	\$169.00	227	\$42,199.30	\$35,453.83	\$1,942.62
COMM	HotNets	11	Nov 13 - 14	Atlanta	GA	Wyndham Midtown Atlanta	Wyndham	50	100	\$124.00	53	\$6,572.00		
ACM	MiddleWare	11	Nov 27 - Dec 1	Newport Beach	CA	Newport Beach Marriott	Marriott	75	360	\$169.00	453	\$76,557.00	\$26,013.00	\$5,545.00
MICRO	MICRO-40	11	Nov 30 - Dec 6	Chicago	IL	Westin Chicago River North	Starwood	125	450	\$199.00	347	\$68,547.00	\$61,068.00	\$13,590.00
GRAPH	GRAPHITE	12	Dec 1 - 4	Perth	Australia									

unable to gather information from facility

unable to gather information from facility

unable to gather information from facility

unable to gather information from facility

ARCH	ANCS	12	Dec 2 - 4	Orlando	FL	Disney's Coronado Springs	Other	30	80	\$131.00	126	\$16,113.00	\$12,269.50	\$1,080.00
SIM	WSC	12	Dec 9 - 12	Washington	D.C.									
COMM	Co NEXT	12	Dec 10 - 13	New York	NY									
ARCH	HIPC	12	Dec 18 - 21	Goa	India									

unable to gather information from facility
unable to gather information from facility
unable to gather information from facility