



2008 Hotel Summary Report

Table of Contents

Overview.....3

Geographical Distribution.....5

Chain Property Totals.....6

Actual Room Nights.....7

Actual Room Night Revenue.....7

Audio Visual Revenue.....8

Food and Beverage Revenue.....8

Total Revenue.....9

Appendix.....10

Overview:

ACM, the Association for Computing Machinery <http://www.acm.org>, is an educational and scientific society uniting the world's computing educators, researchers and professionals to inspire dialogues, share resources and address the field's challenges. ACM strengthens the profession's collective voice through strong leadership, promotion of the highest standards, and recognition of technical excellence. ACM supports the professional growth of its members by providing opportunities for life-long learning, career development, and professional networking.

ACM's membership consists of 87,000+ distinguished individuals from industry, academia and government institutions around the world. We carry out our mission through publications, educational programs, and conferences – over 130 events are sponsored annually by ACM!

ACM's Special Interest Groups (SIGs) in 34 distinct areas of information technology address the varied interests IT professionals - programming languages, graphics, computer-human interaction, and mobile communications, just to name a few. Each SIG organizes itself around those specific activities that best serve both its practitioner- and research-based constituencies. Many sponsor “the” leading conferences and workshops in their fields. You may also visit <http://www.acm.org> which offers a live and searchable conference calendar for up to date information on ACM, the SIGs and their programs.

Site Selection Procedure:

In order to make the site selection process as efficient as possible, all leads are sent to all of ACM's National Hotel Chain representatives, as well as the Convention and Visitor's Bureau for the cities under consideration by ACM's Coordinator for site selection. The lead is comprised of a checklist and template that must be completed by the submitter. All responses are returned to the coordinator through an electronic submission system. Contracts as proposals from individual properties are not accepted and are discarded. Updates on the status of each lead are available 24 hours a day, seven days a week on ACM's Site Selection Website <http://www.acm.org/sigs/hotel>.

Explanation of Reports

As a valued industry partner, we have prepared these reports to give you an overview of ACM's programs for the 2008 calendar year. ACM sponsored upwards of 130 programs and produced over 65,000 room nights at an average room rate of \$238.00. This equates to room night revenue of over \$11,500,000. Below are a detailed explanation of the various charts and graphs and a list of all the conference programs that took place for 2008 to assist you in identifying ACM programs in the future.

ACM Conferences & Meetings by Geographic Location

This report outlines the number of meetings ACM holds by geographic location.

ACM Room Night Production by Chain

This report details the total room nights actualized by each chain as well as room night revenue by chain.

ACM Food and Beverage Revenue by Chain

This report details the total food and beverage actualized by each chain.

ACM Audio Visual Revenue by Chain

This report details the total audio visual revenue actualized by each chain.

ACM Total Revenue by Chain

This report details the revenue actualized by each chain which includes room nights, AV and F & B.

We hope you find this information useful. Please feel free to call with any questions, comments, or concerns. We look forward to our continued success in 2009.

Geographical Distribution

Region	# Conferences
North (incl. MD and DC)	25
South	12
Midwest	5
West	44
Canada	7
Europe/Asia/Other	38
Total	131*

*ACM sponsors about 130 conferences annually. Conference event total does not include smaller events/workshops within the larger events.

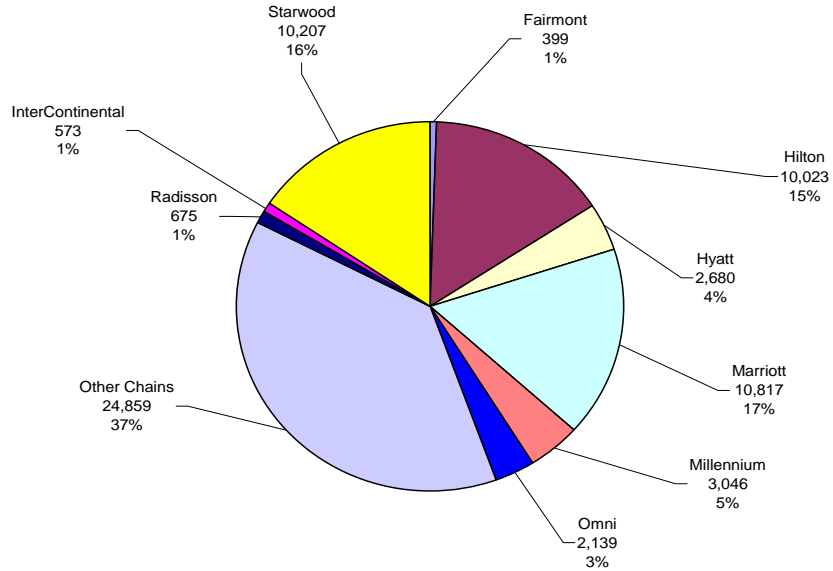
Chain Property Totals

Hotel Chain Name	Total Room nights	Room Revenue	F&B	AV	Total Property Revenue	PCT - Actual Room Nights (+/-) from 2007
Fairmont	399	\$ 83,117.85	\$ 3,948.00	\$ 13,813.80	\$ 100,879.65	-88%
Hilton	10,023	\$ 1,633,557.26	\$ 563,693.96	\$ 100,175.26	\$ 2,297,426.48	-43%
Hyatt	2,680	\$ 477,109.00	\$ 199,039.03	\$ 45,663.43	\$ 721,811.46	-61%
Marriott	10,817	\$ 1,734,119.15	\$ 693,374.87	\$ 80,676.69	\$ 2,508,170.71	-23%
Millennium	3,046	\$ 461,871.00	\$ 15,508.90	\$ -	\$ 477,379.90	100%
Omni	2,139	\$ 350,174.86	\$ 97,730.08	\$ 8,860.93	\$ 456,765.87	-42%
Other Chains	24,859	\$ 4,853,310.34	\$ 1,485,907.89	\$ 214,680.92	\$ 6,553,899.15	-42%
Radisson	675	\$ 99,302.00	\$ -	\$ -	\$ 99,302.00	4%
InterContinental	573	\$ 107,607.56	\$ 28,586.29	\$ 5,385.80	\$ 141,579.65	-68%
Starwood	10,207	\$ 1,763,239.87	\$ 399,843.99	\$ 50,974.38	\$ 2,214,058.24	52%
Totals	\$65,418	\$11,563,408.89	\$3,487,633.01	\$520,231.21	\$15,571,273.11	-34%

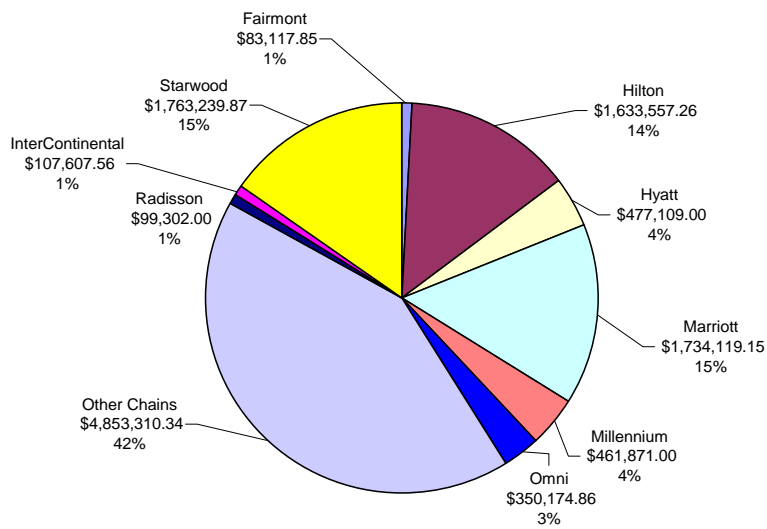
Actual Room Nights and Actual Room Night Revenue

* Average Room Rate 2007 = \$238.00*

Actual Room Nights by Chain

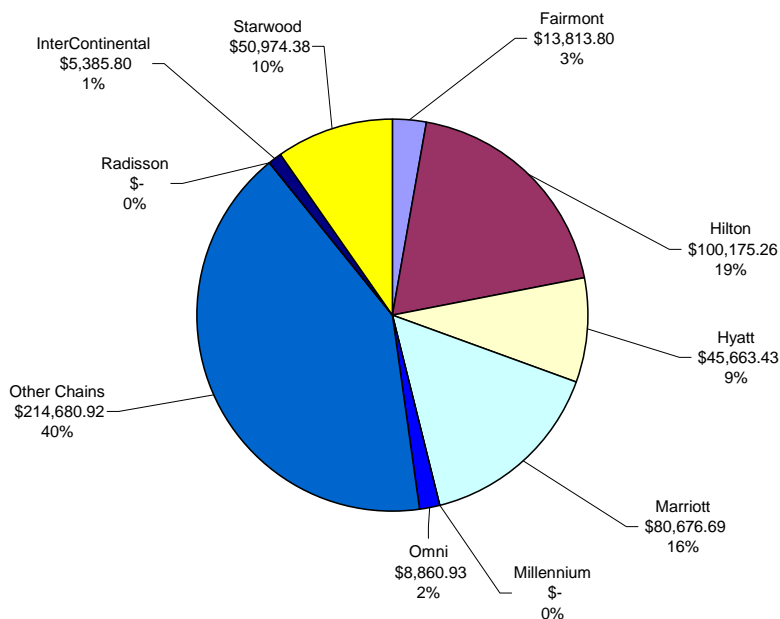


Room Nights Revenue by Chain

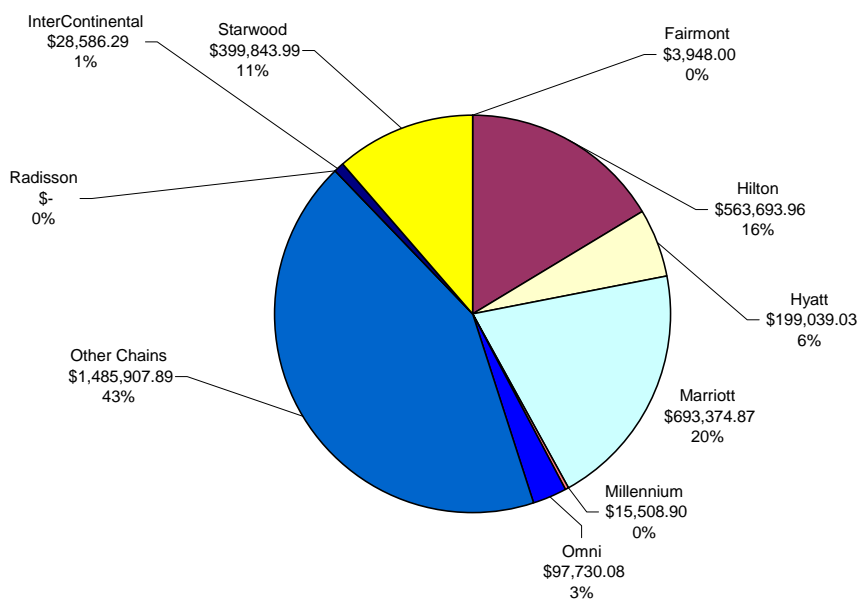


Audio Visual and Food & Beverage Revenue

AV Revenue by Chain

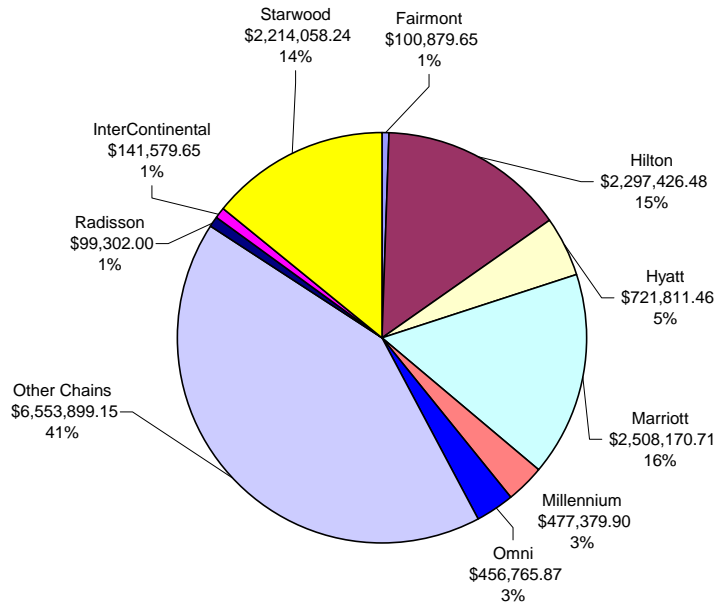


F&B Revenue by Chain



Total Revenue Generated by ACM

Total Revenue by Chain



Appendix

SIG	Conference	Mnth	Dates	City	State	Hotel	Chain	Pk Nt	Tot Rmnghts	Rate	Actual RNTS	Rooms Revenue	Food & Beverage	AV	Notes
PLAN	POPL	1	Jan 7 - 12	San Francis	CA	Stanford Court Hotel	Other	115	675	\$189.00	756	\$146,400.21	\$100,304.00	\$14,503.20	
ART/ CHI	IUI	1	Jan 13 - 16	Canary Islar	Spain	Hotel Costa Meloneras	Other								all data not available
ACM	CACM EB Meeting	1	Jan 14 - 15	Houston	TX	Airport Marriott	Marriott	30	40	\$169.00	44	\$8,700.12	\$3,240.13	\$1,807.42	
ARCH	SC07 Wrap Up	1	Jan 17 - 28	Napa	CA	Napa Valley Marriott	Marriott	50	134	\$125.00	208	30,343.04	\$37,920.52	\$12,031.82	
ACM	Queue Meeting	1	Jan 17 - 19	New York	NY	Westin New York	Starwood	14	19	\$349.00	11	\$3,849.00	\$0.00	\$0.00	
DA	ASPDAC	1	Jan 21 - 24	Seoul	South Korea								\$33,199.00		all data not available
GRAPH	EC Meeting	1	Jan 24 - 27	New York	NY	Flatotel	Other	13	39	\$215.00	44	\$9,520.00	\$5,519.56	\$2,903.60	
KDD	ICUIMC	1	Jan 31 - 1	Suwon	Korea								\$10,367.00		all data not available
CHI	CHI 09 Kickoff	2	Feb 7 - 9	Boston	MA	Boston Copley Place	Marriott	16	40	\$199.00	35	\$7,831.95	\$4,021.36	\$1,418.30	
MOD	EC Meeting	2	Feb 9 - 10	Chicago	IL	Hilton Ohare	Hilton	10	13	\$110.00	7	\$888.58	\$1,533.00	\$417.20	
ACM	SGB Meeting	2	Feb 10 - 11	Chicago	IL	Hilton Ohare	Hilton	48	50	\$159.00	51	\$10,458.93	\$8,782.84	\$5,217.40	
GRAPH	I3D 08	2	Feb 12 -20	San Francis	CA	Sofitel San Francisco Bay	Other	40	120	\$139.00	163	\$22,867.00	\$8,113.55	\$0.00	
PLAN	PPoPP	2	Feb 20 - 23	Salt Lake Ci	UT	Marriott City Ctr.	Marriott	50	135	\$149.00	122	\$17,880.00	\$24,623.10	\$6,360.00	
ACM	EC Meeting	2	Feb 23 - 25	Washington	DC	Palomar Washington	Other	15	23	\$249.00	14	\$3,486.00	\$3,503.94	\$398.44	
DA	FPGA	2	Feb 23 - 26	Monterey	CA	Beach Resort Monterey	Other	90	225	\$119.00	246	\$29,274.00	\$25,980.56	\$3,740.00	
DA	TAU	2	Feb 23 - 26	Monterey B	CA	Portola Hotel	Other	30	60	\$179.00	54	\$9,666.00	\$13,503.49	\$2,742.00	
MOBILE	HotMobile	2	Feb 23 - 26	Napa	CA	Silverado Resort	Other	48	122	\$170.00	125	\$19,880.00	\$27,308.70	\$27,308.70	
CHI	DIS	2	Feb 25 - 27	Cape Town	South Africa	Vineyard Hotel	Other						\$7,641.00		all data not available
ARCH	VEE (ASPLOS)	3	Mar 1 - 8	Seattle	WA	Waterfront Marriott	Marriott	97	440	\$185.00	484	\$89,540.00	\$24,797.64	\$0.00	
ACM	Speakers Meeting	3	Mar 6 - 8	Arlington	VA	Hotel Crystal City	Hilton	9	14	\$199.00	10	\$2,194.00	\$461.56	\$2,564.17	
ACM / INFO	Foundation Award	3	Mar 5 - 7	New York	NY	Westin New York	Starwood	n/a	n/a	\$399.00	12	\$4,728.00	\$0.00	\$0.00	all data not available

CSE	CSE	3	Mar 11 - 15	Portland	OR	Heathman	Other	60	300	\$139.00	77	\$10,703.00	\$0.00	\$0.00	
CSE	CSE	3	Mar 11 - 15	Portland	OR	Executive Tower	Hilton	450	1675	\$129.00	1595	\$196,497.20	\$49,617.50	\$73.20	all data not available
CSE	CSE	3	Mar 11 - 15	Portland	OR	Convent Center	Other	75	273	\$89.00	234	\$20,188.00	\$0.00	\$0.00	
CSE	CSE	3	Mar 11 - 15	Portland	OR	Paramount	Other	65	230	\$139.00	84	\$11,676.00	\$0.00	\$0.00	
CSE	CSE	3	Mar 11 - 15	Portland	OR	Red Lion	Other	150	465	\$113.00	561	\$61,756.30	\$0.00	\$0.00	
APP	SAC	3	Mar 16 - 20	Fortaleza	Brazil	Vila Gale	Other						\$50,079.06		all data not available
SAC	Asia CCS	3	Mar 19 - 20	Tokyo	Japan								\$11,950.00		all data not available
GRAPH	ETRA	3	Mar 24 - 28	Savannah	GA	Marriott Riverfront	Marriott	30	100	\$159.00	171	\$27,185.00	\$0.00	\$0.00	
IR	IR PC Mtg	3	Mar 26 - 28	Greenbelt	MD	Courtyard by Marriott	Marriott	40	80	\$169.00	84	\$14,208.00			
SAC	WISEC	3	Mar 31 - Apr	Alexandria	VA	Alexandria Mark Center	Hilton	120	445	\$195.00	134	\$19,608.00	\$18,711.00	\$0.00	
OPS	EuroSys	4	Apr 1 - 4	Glasgow	Scotland										all data not available
MIS	CPR	4	Apr 3 - 5	Charlottesville	VA	Omni Charlottesville	Omni	45	114	\$159.00	86	\$13,674.00	\$8,020.08	\$2,845.04	
MICRO	CGO	4	Apr 5 - 8	Boston	MA	Omni Parker House	Omni	55	220	\$169.00	274	\$45,766.50	\$41,389.00	\$2,340.00	
UCCS	Spring UCCS	4	Apr 5 - 8	Tuscon	AZ	University Park	Marriott	115	380	\$139.00	332	\$1,113.01	\$18,379.17	\$4,598.81	
CHI	CHI	4	Apr 5 - 10	Florence	Italy	Albani	Other	25	159	\$330.00	159	\$52,470.00			
CHI	CHI	4	Apr 5 - 10	Florence	Italy	Argentina	Other	20	120	\$105.00	120	\$12,600.00			
CHI	CHI	4	Apr 5 - 10	Florence	Italy	Auto Park	Other	35	245	\$124.00	236	\$29,264.00			
CHI	CHI	4	Apr 5 - 10	Florence	Italy	Baglioni	Other	46	232	\$322.00	232	\$74,704.00			
CHI	CHI	4	Apr 5 - 10	Florence	Italy	Bellettini	Other	15	90	\$105.00	90	\$9,450.00			
CHI	CHI	4	Apr 5 - 10	Florence	Italy	Brunelleschi	Other	40	209	\$322.00	209	\$67,298.00			
CHI	CHI	4	Apr 5 - 10	Florence	Italy	Carolus	Other	20	156	\$262.00	156	\$40,872.00			
CHI	CHI	4	Apr 5 - 10	Florence	Italy	Cellai	Other	35	246	\$189.00	239	\$30,831.00			
CHI	CHI	4	Apr 5 - 10	Florence	Italy	Corona D'Italia	Other	40	275	\$189.00	275	\$51,975.00			

CHI	CHI	4	Apr 5 - 10	Florence	Italy	Delle Nazioni	Other	17	136	\$189.00	130	\$24,570.00			
CHI	CHI	4	Apr 5 - 10	Florence	Italy	Eden	Other	14	84	\$135.00	84	\$11,340.00			
CHI	CHI	4	Apr 5 - 10	Florence	Italy	Kraft	Other	20	104	\$330.00	95	\$31,350.00			
CHI	CHI	4	Apr 5 - 10	Florence	Italy	Londra	Other	40	238	\$238.00	238	\$56,644.00			
CHI	CHI	4	Apr 5 - 10	Florence	Italy	Machiavelli Palace	Other	15	120	\$189.00	120	\$22,680.00			
CHI	CHI	4	Apr 5 - 10	Florence	Italy	Malaspina	Other	7	56	\$189.00	56	\$10,584.00			
CHI	CHI	4	Apr 5 - 10	Florence	Italy	Minerva	Other	23	178	\$298.00	167	\$49,766.00			
CHI	CHI	4	Apr 5 - 10	Florence	Italy	Rex	Other	10	80	\$105.00	80	\$8,400.00			
CHI	CHI	4	Apr 5 - 10	Florence	Italy	Rivoli	Other	40	217	\$277.00	214	\$59,278.00			
CHI	CHI	4	Apr 5 - 10	Florence	Italy	San Giorgio	Other	23	184	\$105.00	184	\$19,320.00			
CHI	CHI	5	Apr 5 - 11	Florence	Italy	Santa Maria Novella	Other	31	219	\$330.00	219	\$72,270.00			
CHI	CHI	4	Apr 5 - 10	Florence	Italy	Toscana	Other	5	30	\$105.00	30	\$3,150.00			
DA	ISPD	4	Apr 13 - 16	Portland	OR	Suites Port Downtown	Hilton	52	157	\$159.00	124	\$19,620.50	\$16,696.15	\$3,168.25	
BED	IPSN	4	Apr 22 - 24	St. Louis	MO	Renaissance Grand Hotel	Marriott	150	500	\$169.00	529	\$89,401	\$47,886.00		
ACM	CSTA Meeting	4	Apr 24 - 26	New York	NY	Westin New York	Starwood	n/a	n/a	\$399.00	12	\$4,788.00	\$0.00	\$0.00	all data not available
ACM	Ed Council	4	Apr 24 - 27	Boston	MA	Hilton Logan Airport	Hilton	26	68	\$189.00	73	\$15,626.01	\$5,366.86	\$2,983.36	
PLAN	OOPSLA08 Meeting	5	May 1 - 3	Nashville	TN	Renaissance	Marriott	20	40	\$185.00	37	\$6,935.50	\$0.00	\$0.00	
DA	GLSVLSI	5	May 2 - 6	Orlando	FL	Resort Orlando	Radisson	40	110	\$99.00	122	\$11,375.00	\$10,406.90	\$0.00	
Micro	CF	5	May 5 - 7	Ischia	Italy	Continental Terme	Other						\$22,640.43	\$3,191.88	all data not available
ACM	Pubs Bd Mtg	5	May 8 - 10	New York	NY	Westin Times Sq	Starwood	14	28	\$399.00	33	\$14,017.00	\$4,279.80	\$1,660.00	
SOFT	ICSE	5	May 10 - 18	Leipzig	Germany	Renaissance	Marriott	150	950	\$216.00	181	\$28,943.00	\$0.00	\$0.00	all data not available
SOFT	ICSE	5	May 10 - 18	Leipzig	Germany	Westin	Starwood	350	2100	\$244.00	649	\$125,942.51	\$145,101.15		
SOFT	ICSE	5	May 10 - 18	Leipzig	Germany	Mercur	Other	80	640		0	\$0.00	\$0.00	\$0.00	all data not available

ACM	Exec Committee	5	May 18 - 19	Paris	France	Westin Paris	Starwood	15	20	\$500.00						all data not available
ACT	STOC	5	May 18 - 20	Victoria	Canada	Continental Terme	Fairmont	107	340	\$179.00	361	\$74,311.85	\$0.00	\$0.00		
ACM	CFP	5	May 20 - 23	New Haven	CT	Omni New Haven	Omni	90	370	\$189.00	256	\$49,487.36	\$36,016.00	\$500.00		
MOBILE	MobiHoc	5	May 26 - 30	Hong Kong	Hong Kong	Kowloon Hotel	Marriott									all data not available
ACM	CSTA Meeting	5	May 28 - 30	Sunnyvale	CA	The Grand Hotel	Other	30	60	\$189.00	66	\$13,596.66	\$0.00	\$0.00		
MM	NOSSDAV	5	May 28 - 30	Braunschweig	Germany											all data not available
ARCH	ICAC	6	June 2 - 6	Chicago	IL	Chicago North Shore	Starwood									all data not available
METRICS	METRICS	6	June 2 - 6	Annapolis	MD	Loews Annapolis	Other	70	280	\$179.00	314	\$56,206.00	\$27,580.75	\$3,807.00		
DA	IWLS	6	June 4 - 6	Lake Tahoe	CA	Conf Center & Hotel	Other	45	167	\$108.00	78	\$20,951.00	\$0.00	\$0.00		
ARCH	ICS	6	June 7 - 12	Kos	Greece	Kiprotis Village Resort	Other	100	500	\$217.00	408	\$28,303.43	\$18,291.23	\$0.00		
PLAN	PLDI	6	June 7 - 13	Tuscon	AZ	Ventana Canyon	Other	130	650	\$122.00	853	\$102,891.00	\$107,172.42	\$15,661.61		
DA	DAC	6	June 8 - 13	Anaheim	CA	Anaheim Marriott	Marriott	700	3097	\$179.00	3089	\$476,498.00	\$117,532.00	\$8,700.00		
DA	DAC	6	June 8 - 13	Anaheim	CA	Hilton Anaheim	Hilton	1015	4579	\$190.00	4464	\$691,845.23	\$73,945.50	\$15,521.19		
MOD	MOD/PODS	6	June 8 - 13	Vancouver	Canada	Westin Bayshore	Starwood	235	965	\$219.00	926	\$195,665.00	\$91,063.78	\$18,328.50		
SAC	SACMAT	6	June 10 - 13	Estes Park	CO	Stanley Hotel	Other	40	115	\$169.00	120	\$20,533.00	\$9,590.00	\$105.00		
BED/PLAN	LCTES Meeting	6	June 12 - 13	Tuscon	AZ											all data not available
ACT	SPAA	6	June 14 - 16	Munich	Germany											all data not available
IR / WEB	JCDL	6	June 16 - 20	Pittsburgh	PA	Omni William Penn	Omni									all data not available
MOBILE	MobiSys	6	June 17 - 20	Breckenridge	CO	Beaver Run Resort	Other	75	285	\$119.00	335	\$44,749.00	\$31,945.00	\$5,775.00		
GRAPH/CHI	UIST PC Mtg	6	June 17-25	Montgomery	CA	Palace Hotel	Other	94	257	\$269.00	254	\$68,326.00	\$65,275.00	\$3,075.24		all data not available
WEB	HT	6	June 19 - 21	Pittsburgh	PA	Omni William Penn	Omni	30	90	\$156.00	74	\$12,305.00	\$12,305.00	\$3,175.89		
GRAPH	GH	6	June 20 - 21	Sarajevo	Bosnia											all data not available
ACM	Awards Banquet	6	June 20 - 22	San Francisco	CA	Palace Hotel	Starwood	80	180	\$269.00	254	\$69,901.36	\$101,428.96	\$20,909.88		

CHI	CSCW Meeting	6	June 23 - 25	San Diego	CA	Hilton San Diego	Hilton	45	135	\$189.00	112	\$21,168.00	\$8,735.25	\$1,125.00	
METRICS / SWOSP		6	June 23 - 26	Princeton	NJ	The Nassau Inn	Other	35	125	\$159.00	98	\$17,553.60	\$9,281.04	\$4,180.25	
ARCH	HPDC	6	June 23 - 27	Boston	MA	Radisson Hotel	Radisson								all data not available
CSE	ITICSE	6	June 30 - July	Madrid	Spain										all data not available
MM / IR	CIVR	7	July 7 - 9	Niagra Falls	Canada	Sheraton Fallsview	Starwood	75	245	\$159.00	137	\$21,783.00	\$670.00	\$0.00	all data not available
ACM	CSTA	7	July 7 - 11	Chicago	IL	Chicago O'Hare	Hilton	50	145	\$189.00	123	\$23,715.13	\$19,680.74	\$1,620.00	
ECOM	EC	7	July 8 - 12	Chicago	IL	The Allerton	Other	65	315	\$179.00	215	\$38,888.50	\$4,701.78		
EVO	GECCO	7	July 12 - 16	Atlanta	GA	Atlanta Downtown	Marriott	210	1000	\$159.00	866	\$135,150.00	\$68,974.52	\$8,470.00	
SOFT	ISSTA	7	July 19 - 24	Seattle	WA	Seattle Hilton	Hilton	80	345	\$170.00	280	\$47,110.00	\$0.00	\$1,190.00	
CHI	EC Meeting	7	July 24 - 25	Minneapolis	MN	Grand Hotel	Other	20	41	\$219.00	35	\$8,816.99	\$2,902.04	\$1,320.00	
IR	SIGIR	7	July 20 - 24	Singapore	Singapore	Copthorne King's Hotel	Millenium	12	80	\$194.26	85	\$16,512.00	\$2,508.90	\$0.00	
IR	SIGIR	7	July 20 - 24	Singapore	Singapore	River View Hotel	Other	14	100		341	\$66,588.25	\$11,055.24	\$0.00	
IR	SIGIR	7	July 20 - 24	Singapore	Singapore	Copthorne Waterfront	Millenium	14	100	\$265.00					
IR	SIGIR	7	July 20 - 24	Singapore	Singapore	Furama Riverfront	Other	12	70		219	\$46,585.66	\$0.00	\$0.00	
GRAPH	APGV	8	Aug 9 - 10	Los Angeles	CA	Marriott LA Downtown	Marriott								all data not available
GRAPH	Web3D	8	Aug 9 - 10	Los Angeles	CA	Hotel Figueroa	Other						\$6,312.04		
DA	ISLPED	8	Aug 11 - 13	Bangalore	India	The Atria	Other	20	77	\$205.00			\$0.00	\$0.00	
DA	ISLPED	8	Aug 11 - 13	Bangalore	India	Orchard Suites	Other	35	115	\$75.00			\$0.00	\$0.00	
GRAPH	GRAPH	8	Aug 11 - 15	Los Angeles	CA	Clarion	Other	35	189	\$120.00	156	\$18,720.00	\$0.00	\$0.00	
GRAPH	GRAPH	8	Aug 11 - 15	Los Angeles	CA	Courtyard	Marriott	120	640	\$164.00	446	\$73,144.00	\$0.00	\$0.00	
GRAPH	GRAPH	8	Aug 11 - 15	Los Angeles	CA	Four Points	Starwood	114	614	\$139.00	524	\$72,836.00	\$0.00	\$0.00	
GRAPH	GRAPH	8	Aug 11 - 15	Los Angeles	CA	Holiday Inn City Center	Other	120	735	\$144.00	832	\$119,808.00	\$0.00	\$0.00	

DA	SBCCI	9	Sept 1 - 4	Gramado	Brazil	Serra Azul Hotel											
CSE	ICER	9	Sept 6 - 7	Sydney	Australia												all data not available
ACM	DL Meeting	9	Sept 6 - 8	New York	NY	Sheraton NY Towers	Starwood	18	36	\$339.00	33	\$11,187.00	\$0.00	\$0.00			
Mobile	MobiCom	9	Sept 14 - 19	San Francisco	CA	Airport Marriott	Marriott	110	500	\$169.00	549	\$91,053.53	\$186,030.93	\$13,329.00			
ART/SOFT	ASE	9	Sept 15 - 19	L'Aquila	Italy												all data not available
SOFT	SOFTVIS	9	Sept 16 - 17	Herrsching	Germany	bayerischen Landwirtschaft	Other	38	152	\$111.40							
WEB	DocEng	9	Sept 16 - 19	Sao Paolo	Brazil												all data not available
ACM	SGB Meeting	9	Sept 18 - 19	Chicago	IL	Chicago O'Hare	Hilton	40	42	\$189.00	48	\$9,104.07	\$8,890.41	\$6,582.78			
PLAN	ICFP	9	Sept 20 - 28	Victoria, BC	Canada	Delta Victoria Ocean Point	Other	140	645	\$189.00	699	\$135,595.20	\$86,469.75	\$10,165.00			
MM	MM&Sec	9	Sept 22 - 23	Oxford	UK												
DOC	SIGDOC	9	Sept 22 - 24	Lisbon	Portugal												all data not available
SOFT	MODELS	9	Sept 28 - Oct	Toulouse	France												all data not available
ARCH	Grid	9	Sept 29 - Oct	Tokyo	Japan												all data not available
GRAPH	EC/Strategy	10	Oct 2 - 6	Seattle	WA	Edgewater Hotel	Other	25	76	\$219.00	85	\$19,063.97	\$6,427.15	\$1,316.46			
COMM	HotNets	10	Oct 6 - 7	Alberta	Canada	Quality Inn University	Other	32	73	\$95.00							all data not available
SOFT	ESEM	10	Oct 9 - 10	Kaiserslautern	Germany												all data not available
ACM	Pubs Meeting	10	Oct 11 - 15	New York	NY	Westin Times Square	Starwood	15	31	\$459.00	27	\$12,786.00	\$5,832.30	\$2,250.00			
ACCESS	ASSETS	10	Oct 13 - 15	Halifax	Nova Scotia	Marriott Harbourfront	Marriott	35	145	\$159.00	240	\$38,160.00	\$16,770.50	\$2,500.97			
SOFT	CBSE	10	Oct 14 - 17	Karlsruhe	Germany												all data not available
ITE	ITE	10	Oct 16 - 18	Cincinnati	OH	Millennium Hotel	Millennium	55	155	\$139.00	146	\$20,294.00	\$13,000.00				
UCCS	Fall UCCS	10	Oct 19 - 22	Portland	OR	Portland & Exec Tower	Hilton	325	1150	\$136.00	1271	\$232,804.00	\$62,027.00	\$2,136.00			
GRAPH/CHI	UIST	10	Oct 19 - 22	Monterey	CA	Plaza Hotel & Spa	Other	100	365	\$220.00	341	\$73,527.00	\$47,748.00	\$0.00			
PLAN	OOPSLA	10	Oct 19 - 23	Nashville	TN	Downtown Courtyard	Marriott	75	408	\$139.00	380	\$52,820.00					

