



2012 Hotel Summary Report

Table Of Contents

Overview.....	3
Geographical Distribution.....	5
Chain Property Totals.....	6
Actual Room Nights.....	7
Actual Room Night Revenue.....	7
Audio Visual Revenue.....	8
Food and Beverage Revenue.....	8
Total Revenue.....	9
Appendix.....	10

Overview

ACM, the Association for Computing Machinery <http://www.acm.org>, is the world's largest educational and scientific computing society, delivers resources that advance computing as a science and a profession. ACM strengthens the profession's collective voice through strong leadership, promotion of the highest standards, and recognition of technical excellence. ACM supports the professional growth of its members by providing opportunities for life-long learning, career development, and professional networking. ACM's membership consists of 107,000+ distinguished individuals from industry, academia and government institutions around the world. We carry out our mission through publications, educational programs, and conferences – over 150 events are sponsored annually by ACM! ACM's Special Interest Groups (SIGs) in 36 distinct areas of information technology address the varied interests IT professionals - programming languages, graphics, computer-human interaction, and mobile communications, just to name a few. Each SIG organizes itself around those specific activities that best serve both its practitioner- and research-based constituencies. Many sponsor “the” leading conferences and workshops in their fields. You may also visit <http://www.acm.org> which offers a live and searchable conference calendar for up to date information on ACM, the SIGs and their programs.

Site Selection Procedure:

In order to make the site selection process as efficient as possible, all leads are sent to all of ACM's National Hotel Chain representatives, as well as the Convention and Visitor's Bureau for the cities under consideration by ACM's Coordinator for Site Selection. The lead is comprised of a checklist and template that must be completed by the submitter. All responses are returned to the coordinator through an electronic submission system. Proposals in the form of contracts from individual properties are not accepted and are discarded. Updates on the status of each lead are available 24 hours a day, seven days a week on ACM's Site Selection Website <http://www.acm.org/sigs/hotel>.

Explanation of Reports:

As a valued industry partner, we have prepared these reports to give you an overview of ACM's programs for the 2012 calendar year. ACM sponsored upwards of 150 programs and produced over 90,000 room nights at an average room rate of \$160.29. This equates to room night revenue of over \$14,000,000. Below are a detailed explanation of the various charts and graphs and a list of all the conference programs that took place for 2012 to assist you in identifying ACM programs in the future.

ACM Conferences & Meetings by Geographic Location

This report outlines the number of meetings ACM holds by geographic location.

ACM Room Night Production by Chain

This report details the total room nights actualized by each chain as well as room night revenue by chain.

ACM Food and Beverage Revenue by Chain

This report details the total food and beverage actualized by each chain.

ACM Audio Visual Revenue by Chain

This report details the total audio visual revenue actualized by each chain.

ACM Total Revenue by Chain

This report details the revenue actualized by each chain which includes room nights, AV and F &B.

We hope you find this information useful. Please feel free to call with any questions, comments, or concerns. We look forward to our continued success in 2013.

Geographical Distribution

Region	# Conferences
North	28
South	14
Midwest	11
West	30
Canada	7
China	16
India	2
Europe	34
Other	10
Total	152*

*ACM sponsors about 150 conferences annually. Conference event total does not include smaller events/workshops within the larger events.

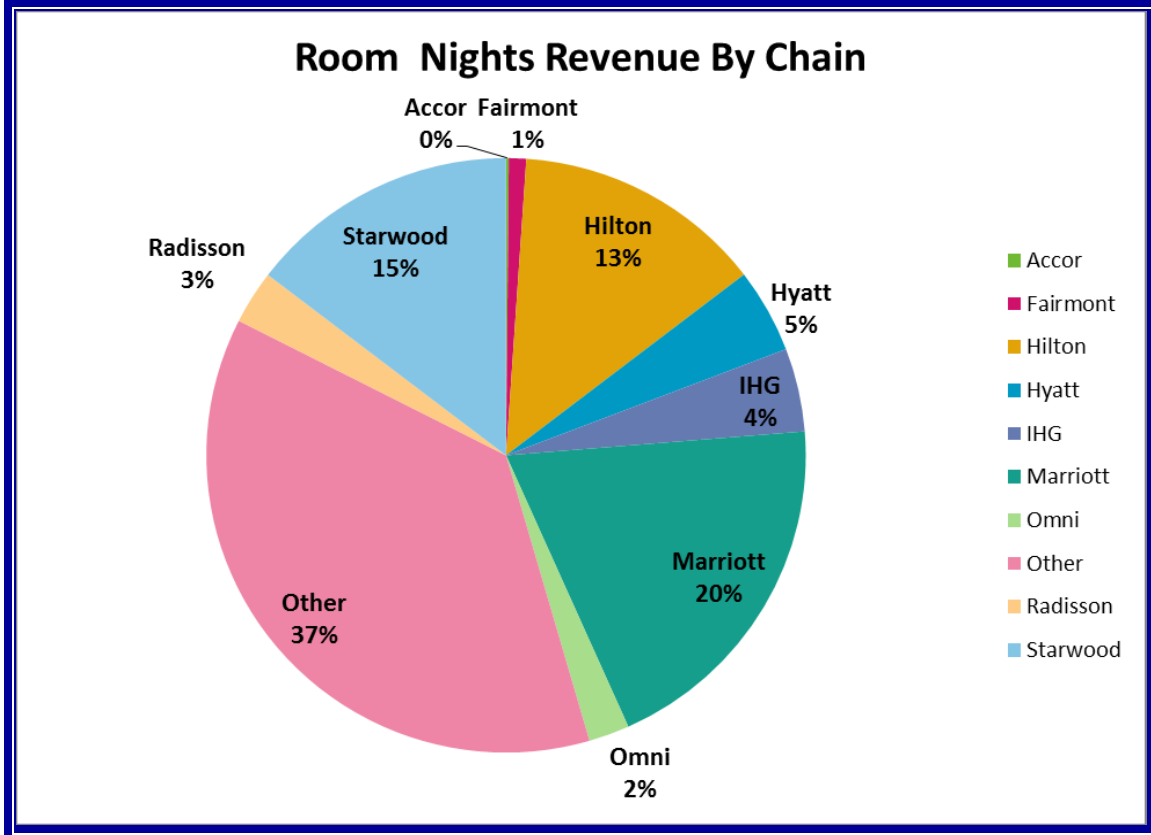
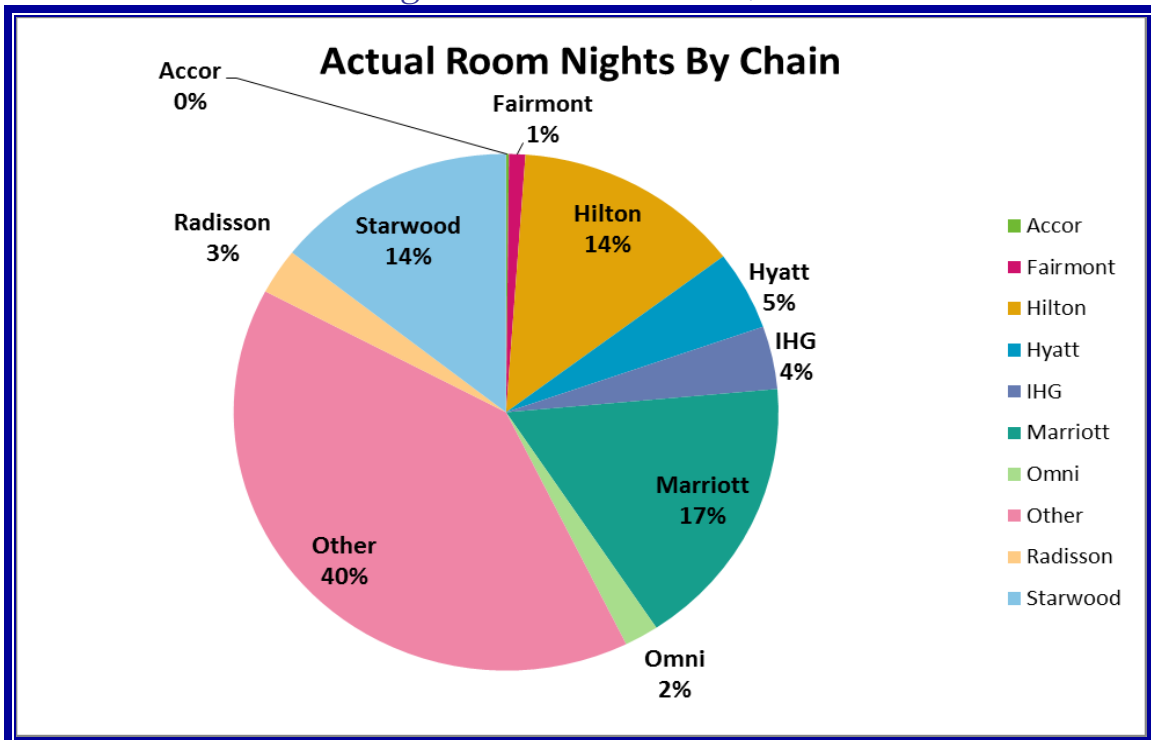
Chain Property Totals

Hotel Chain Name	Total Room nights	Room Revenue	AV	F&B	Total Property Revenue	PCT - Actual Room Nights (+/-) from 2011 *
Accor	149	\$20,828.55	\$ -	\$ -	\$20,828.55	-80%
Fairmont	875	\$134,884.40	\$ 43,842.52	\$ 140,487.00	\$319,213.92	-86%
Hilton	12,209	\$1,951,989.82	\$ 111,607.96	\$ 590,115.24	\$2,653,713.02	9%
Hyatt	4,451	\$663,459.26	\$ 61,803.41	\$ 421,452.19	\$1,146,714.86	-46%
IHG	3,544	\$653,276.79	\$ 72,829.59	\$ 307,414.63	\$1,033,521.01	62%
Marriott	15,435	\$2,830,012.99	\$ 42,792.90	\$ 347,803.63	\$3,220,609.52	8%
Omni	1,835	\$316,948.25	\$ 6,802.66	\$ 17,717.50	\$341,468.41	N/A
Other	36,048	\$5,338,162.34	\$ 90,946.22	\$ 724,386.99	\$6,153,495.55	25%
Radisson	2,580	\$419,626.00	\$ 6,334.00	\$ 41,115.36	\$467,075.36	428%
Starwood	12,962	\$2,111,046.02	\$ 129,217.43	\$ 464,663.27	\$2,704,926.72	-41%
Totals	90,088	\$14,440,234.42	\$ 566,176.69	\$ 3,055,155.81	\$18,061,566.92	

*Please realize this change is a result of several factors including a chain's presence in the chosen city, particularly for city wide events.

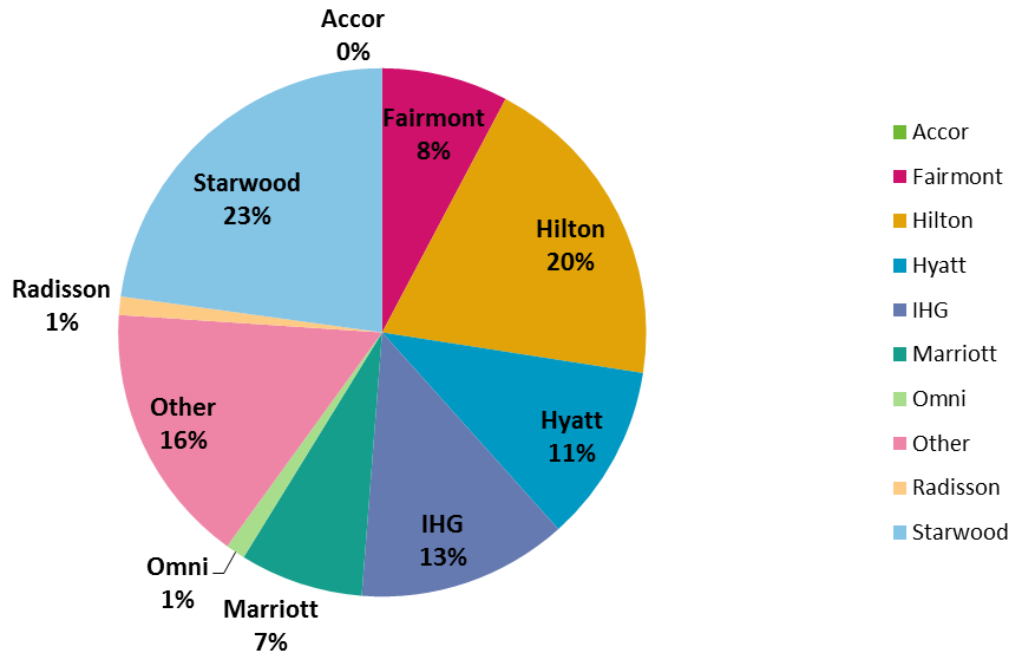
Actual Room Nights and Actual Room Night Revenue

* Average Room Rate 2012 = \$160.29*

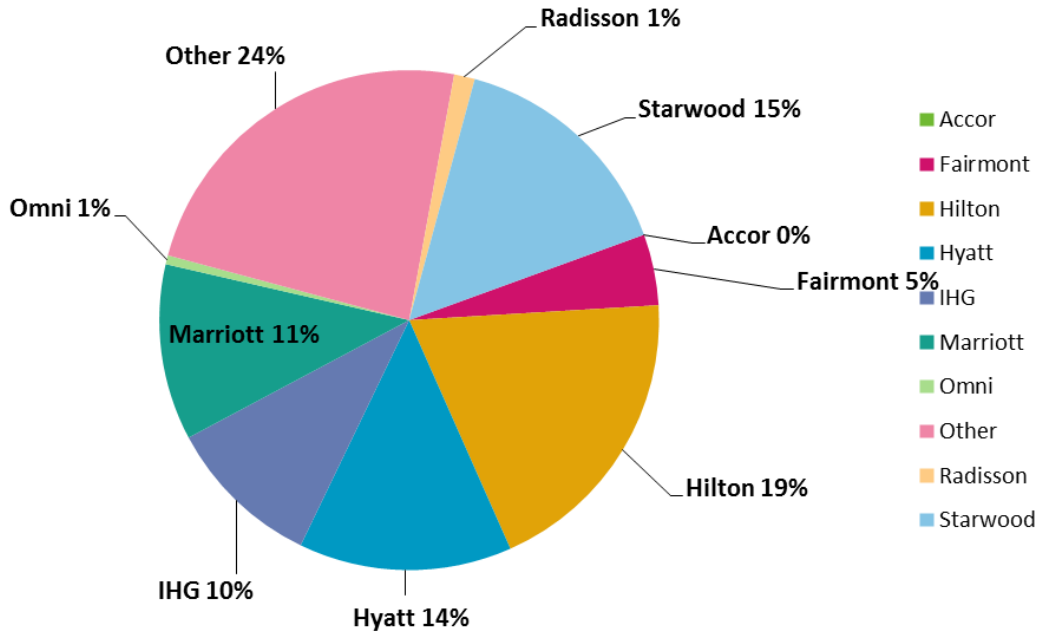


Audio Visual and Food & Beverage Revenue

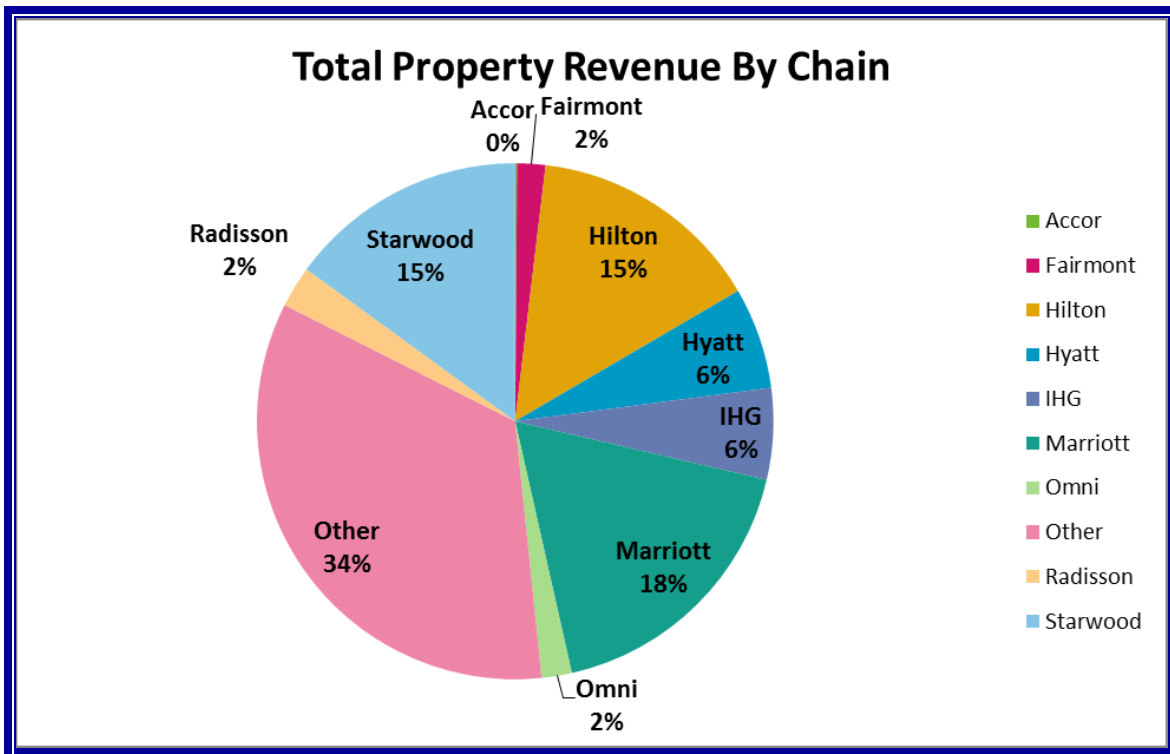
AV Revenue By Chain



F&B Revenue By Chain



Total Revenue Generated by ACM



Appendix

METRICS	ICPE	4	April 21-25	Boston	MA	Boston Omni Parker House	Omni	90	290	\$ 239.00	140	\$ 27,543.25	\$ 17,717.50	\$ 6,802.66	
BED	IPSN	4	April 16-19	Beijing	China	CO-LOCATED with CPS WEEK	Other								
ACM	Library Meeting	4	April 19-21	New York	NY	Grand Hyatt New York	Hyatt	18	33	\$ 339.00	31	\$ 10,559.00	\$ 6,010.00	\$ 1,460.00	
BED	RTAS	4	April 16-19	Beijing	China	CO-LOCATED with CPS WEEK	Other								
SAC	WISEC	4	April 15-19	Tucson	AZ	Marriott Tucson University Park	Marriott	20	65	\$ 133.00	60	\$ 7,980.00	\$ -	\$ -	
MICRO	CF	5	May 15-17	Caligari	Italy	Hotel Regina Margherita	Other			\$ 127.80	5	\$ 552.17	\$ -	\$ 552.17	
CHI	CHI	5	May 3-11	Austin	TX	Hilton Austin	Hilton	200	1068	\$ 199.00	901	\$ 179,299.00	\$ 4,109.39	\$ -	
CHI	CHI	5	May 3-11	Austin	TX	Courtyard Austin Downtown/CC	Marriott	130	688	\$ 169.00	772	\$ 130,468.00	\$ -	\$ -	
CHI	CHI	5	May 3-11	Austin	TX	Omni Austin	Omni	45	250	\$ 179.00	295	\$ 52,805.00	\$ -	\$ -	
CHI	CHI	5	May 3-11	Austin	TX	Hilton Garden Inn Austin Downtown	Hilton	15	98	\$ 179.00	77	\$ 13,783.00	\$ -	\$ -	
CHI	CHI	5	May 3-11	Austin	TX	Hampton Inn & Suites- Downtown Austin	Hilton	15	95	\$ 152.00	82	\$ 12,464.00	\$ -	\$ -	
CHI	CHI	5	May 3-11	Austin	TX	Radisson Austin	Radisson	270	1438	\$ 169.00	1204	\$ 203,476.00	\$ -	\$ -	
CHI	CHI	5	May 3-11	Austin	TX	Residence Inn	Marriott	50	266	\$ 169.00	241	\$ 40,729.00	\$ -	\$ -	
MIS	CPR	5	May 30- June 2	Milwaukee	WI	DoubleTree Hotel Milwaukee City Center	Hilton	25	62	\$ 135.00	88	\$ 11,538.00	\$ 5,698.22	\$ 1,375.00	
DA	GLSVLSI	5	May 3-4	Salt lake City	UT	Marriott Salt Lake City- City Center	Marriott	40	100	\$ 139.00	82	\$ 13,398.00	\$ 13,656.50	\$ 975.00	
MOD	MODPODS	5	May 19-26	Scottsdale	AZ	Hyatt Regency Scottsdale Resort & Spa	Hyatt	225	995	\$ 189.00	1059	\$ 196,652.00	\$ 227,145.00	\$ 26,190.00	
ARCH	NOCS	5	May 9-11	Copenhagen	Denmark	various hotels	Other			\$ 165.84					did not contract
ACM	PACE MEETING	5	May 6-8	Washington DC	US	Embassy Suites Washington DC	Hilton	12	24	\$ 249.00	27	\$ 6,723.00	\$ -	\$ -	
ACT	STOC	5	May 19-22	New York	NY	New Yorker Hotel	Other	110	346	\$ 209.00	394	\$ 85,938.00	\$ 70,835.12	\$ -	
CHI	UBICOMP PC MTG	5	May 5-6	Austin	TX	Courtyard by Marriott - Austin Downtown	Marriott								no response
ART	AAMAS	6	June 4-8	Valencia	Spain	Silken Puerta de Valencia	Other			\$ 99.27					no response
ART	AAMAS	6	June 4-8	Valencia	Spain	Holiday Inn Valencia	IHG			\$ 101.89	257	\$ 21,422.64	\$ 6,270.79	\$ 104.57	
ART	AAMAS	6	June 4-8	Valencia	Spain	SH Valencia Palace	Other			\$ 124.09	257	\$ 21,232.30	\$ 6,215.07	\$ 103.65	
ART	AAMAS	6	June 4-8	Valencia	Spain	Beatriz Rey Don Jaime	Other			\$ 121.48	245	\$ 29,762.60	\$ -	\$ -	
PLAN	APPLC	6	June 10-15	Beijing	China	Co-located with PLDI	Other								
ACM	Awards Banquet	6	June 12-18	San Francisco	CA	Palace Hotel	Other	140	390	\$ 239.00	806	\$ 192,634.00	\$ -	\$ -	
ACT	COLT	6	June 25-27	Edinburgh	Sotland	various hotels	Other			\$ 160.38					did not contract
DA	DAC	6	June 3-7	San Francisco	CA	InterContinental San Francisco	IHG			\$ 220.00	768	\$ 164,243.00	\$ -	\$ -	
DA	DAC	6	June 3-7	San Francisco	CA	San Francisco Marriott Marquis	Marriott			\$ 239.00	1620	\$ 375,708.00	\$ 23,496.00	\$ -	
DA	DAC	6	June 3-7	San Francisco	CA	Courtyard by Marriott San Francisco	Marriott			\$ 209.00	647	\$ 134,805.00	\$ -	\$ -	
DA	DAC	6	June 3-7	San Francisco	CA	Handlery Union Square Hotel	Other			\$ 159.00	193	\$ 29,963.00	\$ -	\$ -	
DA	DAC	6	June 3-7	San Francisco	CA	Villa Florence	Other			\$ 179.00	309	\$ 54,868.60	\$ -	\$ -	
DA	DAC	6	June 3-7	San Francisco	CA	Larkspur Hotel Union Square	Other			\$ 159.00	198	\$ 31,482.00	\$ -	\$ -	
DA	DAC	6	June 3-7	San Francisco	CA	Hotel Abri	Other			\$ 189.00	187	\$ 34,689.00	\$ -	\$ -	
CHI	DIS	6	June 25-29	New Castle	UK	various hotels	Other								
ACM	DSP Committee Meeting June	6	June 23-28	New York	NY	DoubleTree by Hilton New York City-Chelsea	Hilton	9	20	\$ 259.00	20	\$ 5,180.00	\$ -	\$ -	
Ecom	EC	6	June 4-8	Valencia	Spain	Holiday Inn Valencia	IHG			\$ 94.05	12	\$ 998.79	\$ 115.29	\$ -	
PLAN	ECOOP	6	June 10-15	Beijing	China	Co-located with PLDI	Other								
CHI	EICS	6	June 25-28	Copenhagen	Denmark	various hotels	Other								
ARCH	HPDC	6	June 18-22	Delft	Netherlands	Hampshire Hotel Delft Centre	Other			\$ 116.94	34	\$ 3,975.96	\$ -	\$ -	
ARCH	HPDC	6	June 18-22	Delft	Netherlands	Best Western Museumhotels Delft	Other			\$ 120.00	20	\$ 2,400.00	\$ -	\$ -	
ARCH	HPDC	6	June 18-22	Delft	Netherlands	WestCord Hotel Delft	Other			\$ 127.40	112	\$ 14,268.80	\$ -	\$ -	
WEB	HT	6	June 25-28	Milwaukee	WI	Hilton Milwaukee City Center	Hilton	20	80	\$ 139.00	71	\$ 9,869.00	\$ -	\$ -	
MM	ICMR	6	June 5-8	Hong Kong	China	Kowloon Shangri-La	Other		50	\$ 255.12	58	\$ 17,220.91	\$ 25,484.96	\$ -	
ARCH	ICS	6	June 25-29	Venice	Italy	various hotels	Other			\$ 287.45					did not contract
SOFT	ICSE	6	June 2-9	Zurich	Switzerland	various hotels	Other								did not contract
ARCH	ISCA	6	June 9-13	Portland	OR	Hilton Portland & Executive Tower	Hilton			\$ 153.00	1691	\$ 224,313.00	\$ 143,196.50	\$ 42,684.00	
PLAN	ISMM	6	June 12-13	Beijing	China	Co-located with PLDI	IHG								
METRICS	IWQoS	6	June 4-5	Coimbra	Portugal	various hotels	Other								did not contract
IR	JCDL	6	June 9-15	Washington DC	MD	The George Washington University Inn	Other	25	110	\$ 249.00	60	\$ 14,940.00	\$ -	\$ -	
IR	JCDL	6	June 9-15	Washington DC	MD	The River Inn	Other	25	110	\$ 249.00	59	\$ 14,691.00	\$ -	\$ -	
IR	JCDL	6	June 9-15	Washington DC	MD	Washington Suites Georgetown	Other	25	110	\$ 249.00	114	\$ 28,386.00	\$ -	\$ -	
IR	JCDL	6	June 9-15	Washington DC	MD	One Washington Circle Hotel	Other	50	220	\$ 249.00	38	\$ 8,933.00	\$ 1,500.00	\$ 600.00	
PLAN	LCTES	6	June 10-15	Beijing	China	Co-located with PLDI	Other								
ACT	LICS	6	June 25-28	Dubrovnik	Croatia	various hotels	Other			\$ 183.70					did not contract
METRICS	METRICS	6	June 11-15	London	UK	NH Harrington Hall	Other			\$ 173.14					no response
METRICS	METRICS	6	June 11-15	London	UK	Regency Hotel	Other			\$ 163.96	90	\$ 14,756.40	\$ -	\$ -	
MOBILE	MobiHoc	6	June 9-14	Hilton Head Island	SC	Hilton Head Marriott Resort & Spa	Marriott	60	235	\$ 160.00	184	\$ 29,440.00	\$ 33,878.78	\$ 4,153.63	

MOBILE	MobiSys	6	June 25-29	Ambleside	UK	Low Wood Bay	Other	75	111	\$ 123.10	379	\$ 37,236.28	\$ -	\$ -	
MM	NOSSDAV	6	June 7-8	Toronto	Canada	various hotels	Other			\$ 135.22					did not contract
PLAN	PLDI	6	June 10-15	Beijing	China	Crowne Plaza Park View Wuzhou Beijing	IHG	100	600	\$ 173.50	635	\$ 129,800.00	\$ 34,415.00	\$ 5,715.00	
PLAN	PLDI SRC	6	June 10-15	Beijing	China	Co-Located with PLDI	Other								
SAC	SACMAT	6	June 20-22	Newark	NJ	various hotels	Other								did not contract
GRAPH	SocG	6	June 16-22	Chapel Hill	NC	The Carolina Inn	Other	10	40	\$ 165.00	34	\$ 6,002.71	\$ -	\$ -	
GRAPH	SocG	6	June 16-22	Chapel Hill	NC	Sheraton Chapel Hill Hotel	Starwood	20	88	\$ 109.00	28	\$ 3,052.00	\$ -	\$ -	
ARCH/ACT	SPAA	6	June 25-27	Pittsburgh	PA	Holiday Inn- University Center	IHG			\$ 138.00	99	\$ 13,662.00	\$ -	\$ -	
CHI	CHI LA MTG	7	July 11-13	Lourdes Belo Horizonte	Brazil	Clarion Hotel Lourdes Belo Horizonte	Other			\$ 231.89	66	\$ 15,304.68	\$ -	\$ -	
SOFT	DEBS	7	July 16-20	Berlin	Germany	Seminaris Campushotel Berlin Science & CC	Other		60	\$ 100.50	192	\$ 19,736.14	\$ 20,879.62	\$ 2,187.15	
CHI	EC Meeting July	7	July 25-29	New York	NY	Hilton Times Square	Hilton								no response
EVO	GECCO	7	July 5-12	Philadelphia	PA	DoubleTree Philadelphia Center City	Hilton	140	710	\$ 159.00	839	\$ 114,310.00	\$ 70,252.88	\$ 13,973.28	
DA	ISLPED	7	July 30-August 1	Redondo Beach	CA	Crowne Plaza Redondo Beach & Marina Hotel	IHG	50	140	\$ 159.00	146	\$ 23,214.00	\$ 34,910.00	\$ 5,465.00	
SOFT	ISSTA	7	July 15-20	Minneapolis	MN	University Hotel Minneapolis	Other	50	205	\$ 145.00	168	\$ 24,360.00	\$ -	\$ -	
CSE	ITICSE	7	July 3-5	Haifa	Israel	Dan Panorama Hotel	Other		100	\$ 157.00	70	\$ 10,990.00	\$ -	\$ -	
CSE	ITICSE	7	July 3-5	Haifa	Israel	Theodor Hotel	Other		70	\$ 114.00	157	\$ 17,898.00	\$ -	\$ -	
CSE	ITICSE	7	July 3-5	Haifa	Israel	The Colony Hotel	Other		25	\$ 135.00	109	\$ 14,715.00	\$ -	\$ -	
DA	Nanoarch	7	July 4-7	Amsterdam	Netherlands	The Movenpick Hotel Amsterdam	Other	60	180	\$ 222.38	4	\$ 879.74	\$ -	\$ -	
SIM	PADS	7	July 15-19	Zhangjiajie	China	Zhuanjiacun Hotel	Other			\$ 60.00					did not contract
ACT	PODC	7	July 16-18	Funchal	Portugal	CS Madeira Atlantic Resort & Sea SPA	Other	75	225	\$ 133.23	472	\$ 58,260.78	\$ 23,533.90	\$ 2,305.19	
GRAPH	(APGV) SAP	8	August 3-4	Los Angeles	CA	DoubleTree Hilton Los Angeles Westside	Hilton	50	150	\$ 102.00	65	\$ 6,630.00	\$ 2,725.18	\$ -	
CHI	APCHI	8	August 28-31	Matsue City	Japan	various hotels	Other			\$ 101.06					did not contract
COMM	COMM	8	August 12-18	Helsinki	Finland	Scandic Continental	Other	100	342	\$ 170.30	634	\$ 71,925.46	\$ 5,176.27	\$ -	
COMM	COMM	8	August 12-18	Helsinki	Finland	Sokos Hotel Presidentti	Other	70	316	\$ 154.50	138	\$ 20,878.76	\$ 1,222.02	\$ -	
COMM	COMM	8	August 12-18	Helsinki	Finland	Holiday Inn Helsinki City Centre	IHG	100	416	\$ 271.11	29	\$ 5,661.65	\$ 120.13	\$ -	
COMM	COMM	8	August 12-18	Helsinki	Finland	Academica Hostel	Other	20	80	\$ 77.65	93	\$ 7,521.25	\$ 109.70	\$ -	
GRAPH	GRAPH	8	August 5-9	Los Angeles	CA	DoubleTree Hilton Los Angeles Downtown	Hilton	300	1665	\$ 159.00	679	\$ 107,961.00	\$ -	\$ -	
GRAPH	GRAPH	8	August 5-9	Los Angeles	CA	Figueroa Hotel	Other	100	637	\$ 155.00	705	\$ 109,275.00	\$ -	\$ -	
GRAPH	GRAPH	8	August 5-9	Los Angeles	CA	Hilton Checkers Los Angeles	Hilton	117	661	\$ 164.00	590	\$ 96,760.00	\$ -	\$ -	
GRAPH	GRAPH	8	August 5-9	Los Angeles	CA	JW Marriott Los Angeles @ LA Live	Marriott	757	4688	\$ 199.00	3825	\$ 761,175.00	\$ -	\$ -	
GRAPH	GRAPH	8	August 5-9	Los Angeles	CA	Kawada Hotel	Other	91	506	\$ 105.00	440	\$ 46,200.00	\$ -	\$ -	
GRAPH	GRAPH	8	August 5-9	Los Angeles	CA	LA Hotel Downtown	Other	303	1680	\$ 165.00	1401	\$ 231,165.00	\$ -	\$ -	
GRAPH	GRAPH	8	August 5-9	Los Angeles	CA	Los Angeles Athletic Club	Other	40	244	\$ 169.00	215	\$ 36,335.00	\$ -	\$ -	
GRAPH	GRAPH	8	August 5-9	Los Angeles	CA	Luxe City Center Hotel	Other	110	623	\$ 180.00	674	\$ 121,320.00	\$ -	\$ -	
GRAPH	GRAPH	8	August 5-9	Los Angeles	CA	Millennium Biltmore Hotel Los Angeles	Other	550	2909	\$ 158.00	2436	\$ 384,888.00	\$ -	\$ -	
GRAPH	GRAPH	8	August 5-9	Los Angeles	CA	Miyako Hotel Los Angeles	Other	110	583	\$ 143.00	416	\$ 59,488.00	\$ -	\$ -	
GRAPH	GRAPH	8	August 5-9	Los Angeles	CA	O Hotel	Other	62	364	\$ 165.00	292	\$ 48,180.00	\$ -	\$ -	
GRAPH	GRAPH	8	August 5-9	Los Angeles	CA	Omni Los Angeles Hotel	Omni	330	1891	\$ 169.00	1400	\$ 236,600.00	\$ -	\$ -	
GRAPH	GRAPH	8	August 5-9	Los Angeles	CA	Radisson @ USC Los Angeles	Other	160	883	\$ 147.00	694	\$ 102,018.00	\$ -	\$ -	
GRAPH	GRAPH	8	August 5-9	Los Angeles	CA	Ritz Milner	Other	121	714	\$ 125.00	623	\$ 77,875.00	\$ -	\$ -	
GRAPH	GRAPH	8	August 5-9	Los Angeles	CA	Sheraton Los Angeles Downtown Hotel	Starwood	418	2210	\$ 157.00	1785	\$ 280,245.00	\$ -	\$ -	
GRAPH	GRAPH	8	August 5-9	Los Angeles	CA	The Standard Downtown LA	Other	108	588	\$ 171.00	669	\$ 114,399.00	\$ -	\$ -	
GRAPH	GRAPH	8	August 5-9	Los Angeles	CA	Westin Bonaventure Hotel & Suites	Starwood	1050	5402	\$ 166.00	4012	\$ 665,992.00	\$ -	\$ -	
IR	IR	8	August 12-16	Portland	OR	Portland Marriott Downtown Waterfront	Marriott	150	700	\$ 169.00	648	\$ 103,032.00	\$ 65,323.00	\$ 3,500.00	
KDD	KDD	8	August 12-16	Beijing	China	did not contract	Other								did not contract
MOBILE	Mobicom	8	August 22-26	Istanbul	Turkey	Hilton Istanbul	Hilton	70	310	\$ 274.38	232	\$ 63,656.16	\$ -	\$ -	no response
SOFT	ASE	9	September 3-7	Essen	Germany	various hotels	Other								did not contract
WEB	DocEng	9	September 4-7	Paris	France	did not contract	Other								did not contract
SOFT	ESEM	9	September 19-20	Lund	Sweden	Hotel StayAt Lund	Other			\$ 230.85					no response
SOFT	ESEM	9	September 19-20	Lund	Sweden	Hotel Sparta	Other			\$ 147.91					no response
SOFT	ESEM	9	September 19-20	Lund	Sweden	Grand Hotel	Other			\$ 278.15	77	\$ 21,417.55	\$ -	\$ -	
PLAN	GPCE	9	September 26-28	Dresden	Germany	Ibis Lillienstein	Accor			\$ 95.58					no response
ARCH	ICAC	9	September 17-21	San Jose	CA	Fairmont San Jose	Fairmont	40	160	\$ 149.00	140	\$ 20,856.00	\$ 33,833.00	\$ -	
CSE	ICER	9	September 10-14	Auckland	New Zealand	Scenic Hotel Auckland	Other			\$ 164.11	24	\$ 3,938.75	\$ 520.00	\$ -	
PLAN	ICFP	9	September 9-15	Copenhagen	Denmark	DGI Byen Hotel	Other			\$ 162.47					no response
PLAN	ICFP	9	September 9-15	Copenhagen	Denmark	Imperial Hotel	Other			\$ 215.17					no response
PLAN	ICFP	9	September 9-15	Copenhagen	Denmark	Hotel CABINN City	Other			\$ 91.33					no response
PLAN	ICFP	9	September 9-15	Copenhagen	Denmark	Grand Hotel	Other			\$ 201.99	16	\$ 3,231.84	\$ -	\$ -	
PLAN	ICFP	9	September 9-15	Copenhagen	Denmark	Wakeup Copenhagen	Other			\$ 122.95	102	\$ 12,540.90	\$ -	\$ -	
PLAN	ICFP	9	September 9-15	Copenhagen	Denmark	First Hotel Excelsior	Other			\$ 139.64	40	\$ 5,585.60	\$ -	\$ -	

CHI	MOBILE HCI	9	September 21-24	San Francisco	CA	Westin St. Francis	Starwood	150	575	\$ 229.00	453	\$ 107,431.81	\$ 52,262.40	\$ -
ARCH	PACT	9	September 19-23	Minneapolis	MN	Radisson Plaza Hotel Minneapolis	Radisson	60	270	\$ 149.00	269	\$ 40,137.00	\$ 41,115.36	\$ 6,334.00
ACM	Practitioner's Board Meeting September	9	September 19-23	New York	NY	DoubleTree Hilton New York City- Chelsea	Hilton	16	39	\$ 389.00	38	\$ 14,782.00	\$ -	\$ -
CHI	RECSYS	9	September 10-13	Dublin	Ireland	The Burlington Hotel	Other	150	390	\$ 141.82	474	\$ 68,272.11	\$ 37,211.83	\$ 11,443.04
CHI/MOBILE	UBICOMP	9	September 5-8	Pittsburgh	PA	Westin Convention Center Hotel Pittsburgh	Starwood	140	535	\$ 189.00	379	\$ 72,521.00	\$ -	\$ -
ACM	Rowles & Coan Meeting October	10	October 10-13	New York	NY	Grand Hyatt New York	Hyatt	31	48	\$ 349.00	54	\$ 18,896.00	\$ 6,907.50	\$ 3,998.00
ARCH	ANCS	10	October 28-30	Austin	TX	AT&T Executive Education and Conference Center	Other	30	60	\$ 169.00	54	\$ 9,660.00	\$ 15,594.08	\$ -
ACCESS	ASSETS	10	October 22-24	Boulder	CO	Millennium Harvest House Boulder	Other	50	170	\$ 139.00		\$ 32,093.00	\$ 26,916.00	\$ 3,350.00
BIOINFORMATICS	BCB	10	October 7-10	Orlando	FL	Embassy Suites Orlando Downtown	Hilton	70	260	\$ 169.00	284	\$ 47,826.91	\$ 27,507.75	\$ 6,840.00
SAC	CCS	10	October 16-18	Raleigh	NC	Sheraton Raleigh Hotel	Starwood	130	495	\$ 149.00	667	\$ 99,383.00	\$ 99,062.00	\$ 15,108.00
IR	CIKM	10	October 27-November 1	Maui	HI	Sheraton Maui Resort & Spa	Starwood	120	530	\$ 199.00	888	\$ 189,712.31	\$ 155,739.57	\$ 25,475.05
DOC	DOC	10	October 3-5	Seattle	WA	Red Lion on Fifth Avenue	Other	25	70	\$ 144.00	97	\$ 13,744.00	\$ 10,620.00	\$ 1,240.90
CHI	GROUP	10	October 25-Nov 1	Sanibel Island	FL	Sundial Beach & Golf Resort	Other	75	320	\$ 149.00	200		\$ 16,762.91	\$ 239.56
COMM	HOTNETS	10	October 29-30	Redmond	WA	Courtyard Bellevue Marriott	Marriott		60	\$ 139.00	63	\$ 10,017.63	\$ 174.44	\$ -
BED	ICDSC	10	October 30-Nov 2	Hong Kong	China	various hotels	Other							
CHI	ICMI	10	October 22-27	Santa Monica	CA	DoubleTree Guest Suites Santa Monica	Hilton	45	185	\$ 179.00	412	\$ 63,652.68	\$ 20,162.30	\$ 2,815.00
ACM	IS Workshop Oct	10	October 25-26	New York	NY	Affinia Manhattan	Other	24	48	\$ 149.50				
ITE	ITE	10	October 9-14	Calgary	Canada	Hotel Arts	Other	50	150	\$ 179.00	199	\$ 32,191.00	\$ 31,781.69	\$ 2,025.77
MM	MM	10	October 29-November 2	Nara	Japan	various hotels	Other			\$ 159.80				
SOFT	MODELS	10	October 1-5	Innsbruck	Austria	Austria Trend Hotel	Other			\$ 168.91	25	\$ 3,225.00	\$ -	\$ -
SOFT	MODELS	10	October 1-5	Innsbruck	Austria	Basic Hotel	Other			\$ 104.75	68	\$ 5,770.00	\$ -	\$ -
SOFT	MODELS	10	October 1-5	Innsbruck	Austria	Goldener Adler	Other			\$ 120.46	88	\$ 9,764.00	\$ -	\$ -
SOFT	MODELS	10	October 1-5	Innsbruck	Austria	Grandhotel Europa	Other			\$ 182.00	25	\$ 3,595.00	\$ -	\$ -
SOFT	MODELS	10	October 1-5	Innsbruck	Austria	Hotel Central	Other			\$ 141.41	54	\$ 6,316.00	\$ -	\$ -
SOFT	MODELS	10	October 1-5	Innsbruck	Austria	Hotel Grauer Bar	Other			\$ 142.72	47	\$ 5,643.00	\$ -	\$ -
SOFT	MODELS	10	October 1-5	Innsbruck	Austria	Hotel Hilton	Hilton			\$ 163.67	129	\$ 16,425.00	\$ -	\$ -
SOFT	MODELS	10	October 1-5	Innsbruck	Austria	Hotel Ibis	Accor			\$ 145.34	55	\$ 4,742.00	\$ -	\$ -
SOFT	MODELS	10	October 1-5	Innsbruck	Austria	Hotel Mondschein	Other			\$ 150.58	24	\$ 2,940.00	\$ -	\$ -
SOFT	MODELS	10	October 1-5	Innsbruck	Austria	Hotel Mozart	Other			\$ 78.56	56	\$ 3,435.00	\$ -	\$ -
SOFT	MODELS	10	October 1-5	Innsbruck	Austria	Tautermann	Other			\$ 72.01	50	\$ 3,150.00	\$ -	\$ -
SOFT	MODELS	10	October 1-5	Innsbruck	Austria	Weisses Rossi	Other			\$ 117.84	54	\$ 4,860.00	\$ -	\$ -
ACM	Professional Development	10	October 15-18	New York	NY	Wyndham Garden Chelsea	Other	9	22	\$ 279.00	17	\$ 5,670.00	\$ -	\$ -
ACM	SGB October	10	October 4-6	Chicago	IL	Hilton Chicago O'Hare Airport	Hilton	50	55	\$ 139.00	54	\$ 7,228.00	\$ 4,744.00	\$ 2,530.00
OPS	SOCC	10	October 14-17	San Jose	CA	San Jose Marriott	Marriott	100	260	\$ 169.00	116	\$ 22,580.56	\$ 72,555.87	\$ 15,203.00
PLAN	SPLASH	10	October 19-26	Tucson	AZ	Loews Ventana Canyon	Other	300	1550	\$ 139.00	1311	\$ 176,885.00	\$ 74,527.75	\$ 22,684.20
UCCS	UCCS	10	October 13-21	Memphis	TN	The Peabody Memphis	Other	325	1230	\$ 169.00	1028	\$ 167,144.00	\$ 92,954.40	\$ 9,000.00
CHI	UIST	10	October 7-10	Cambridge	MA	Boston Marriott Cambridge	Marriott	100	380	\$ 209.00	476	\$ 98,042.60	\$ 103,570.00	\$ 13,035.00
SOFT	FSE	11	November 10-18	Cary	NC	Embassy Suites Raleigh- Durham/Research Triangle	Hilton	100	600	\$ 139.00	452	\$ 69,428.07	\$ 66,738.05	\$ 10,749.55
DA	ICCAD	11	Novemer 4-8	San Jose	CA	Hilton San Jose	Hilton	100	425	\$ 149.00	435	\$ 64,815.00	\$ 61,708.19	\$ 5,387.63
CHI	ITS	11	November 11-14	Cambridge	MA	Hyatt Regency Cambridge	Hyatt	100	335	\$ 179.00	253	\$ 48,226.00	\$ 40,894.00	\$ 10,836.63
GRAPH	SA	11	November 29-December 1	Singapore	Singapore	Capri by Fraser	Other			\$ 208.45	422	\$ 87,965.90	\$ -	\$ -
GRAPH	SA	11	November 29-December 1	Singapore	Singapore	Ibis on Bencoleem	Accor			\$ 163.49	36	\$ 5,885.64	\$ -	\$ -
GRAPH	SA	11	November 29-December 1	Singapore	Singapore	Landmark Village Hotel	Other			\$ 188.02	44	\$ 8,272.88	\$ -	\$ -
GRAPH	SA	11	November 29-December 1	Singapore	Singapore	Parkroyal on Beach Road	Other			\$ 196.19	10	\$ 1,961.90	\$ -	\$ -
GRAPH	SA	11	November 29-December 1	Singapore	Singapore	Swissotel The Stamford	Other			\$ 228.89	53	\$ 12,131.17	\$ -	\$ -
ARCH	SC	11	November 10-16	Salt lake City	UT	Alta Club Hotel	Other	20	165	\$ 110.00	129	\$ 14,190.00	\$ -	\$ -
ARCH	SC	11	November 10-16	Salt lake City	UT	Comfort Inn Downtown	Other	85	507	\$ 109.00	363	\$ 39,567.00	\$ -	\$ -
ARCH	SC	11	November 10-16	Salt lake City	UT	Comfort Inn Salt Lake City Airport	Other	125	1000	\$ 109.00	393	\$ 42,837.00	\$ -	\$ -
ARCH	SC	11	November 10-16	Salt lake City	UT	Crystal Inn Downtown	Other	150	845	\$ 106.00	871	\$ 92,326.00	\$ -	\$ -
ARCH	SC	11	November 10-16	Salt lake City	UT	DoubleTree Suites by Hilton	Hilton	175	760	\$ 149.00	810	\$ 120,690.00	\$ -	\$ -
ARCH	SC	11	November 10-16	Salt lake City	UT	Fairfield Inn & Suites Airport	Marriott	65	440	\$ 119.00	253	\$ 30,107.00	\$ -	\$ -
ARCH	SC	11	November 10-16	Salt lake City	UT	Grand America Hotel & Towers	Other	526	2918	\$ 189.00	2474	\$ 467,586.00	\$ -	\$ -
ARCH	SC	11	November 10-16	Salt lake City	UT	Hampton Inn & Suites Salt Lake City Airport Hotel	Hilton	60	499	\$ 135.00	174	\$ 23,490.00	\$ -	\$ -
ARCH	SC	11	November 10-16	Salt lake City	UT	Hampton Inn Downtown	Hilton	75	667	\$ 149.00	372	\$ 55,428.00	\$ -	\$ -
ARCH	SC	11	November 10-16	Salt lake City	UT	Hilton Garden Inn Salt Lake City Downtown	Hilton	50	300	\$ 202.00	162	\$ 32,724.00	\$ -	\$ -
ARCH	SC	11	November 10-16	Salt lake City	UT	Hilton Salt Lake City Center	Hilton	450	1958	\$ 174.00	2097	\$ 364,878.00	\$ -	\$ -
ARCH	SC	11	November 10-16	Salt lake City	UT	Homewood Suites	Hilton	25	192	\$ 199.00	229	\$ 45,571.00	\$ -	\$ -

no response

did not contract

ARCH	SC	11	November 10-16	Salt lake City	UT	Hotel Monaco	Other	181	1086	\$ 175.00	793	\$ 138,775.00	\$ -	\$ -
ARCH	SC	11	November 10-16	Salt lake City	UT	Howard Johnson Express	Other	85	565	\$ 84.00	447	\$ 37,548.00	\$ -	\$ -
ARCH	SC	11	November 10-16	Salt lake City	UT	Hyatt Place Salt Lake City/ Downtown/ The Gateway	Hyatt	60	720	\$ 139.00	477	\$ 66,303.00	\$ -	\$ -
ARCH	SC	11	November 10-16	Salt lake City	UT	Little America Hotel	Other	601	2800	\$ 169.00	3279	\$ 554,151.00	\$ -	\$ -
ARCH	SC	11	November 10-16	Salt lake City	UT	Metropolitan Inn Salt Lake City	Other	45	259	\$ 89.00	252	\$ 22,428.00	\$ -	\$ -
ARCH	SC	11	November 10-16	Salt lake City	UT	Peery Hotel	Other	50	250	\$ 159.00	323	\$ 51,357.00	\$ -	\$ -
ARCH	SC	11	November 10-16	Salt lake City	UT	Radisson Hotel Salt Lake City Downtown	Radisson	252	1024	\$ 159.00	1107	\$ 176,013.00	\$ -	\$ -
ARCH	SC	11	November 10-16	Salt lake City	UT	Red Lion Salt Lake Downtown	Other	200	1055	\$ 119.00	1156	\$ 137,564.00	\$ -	\$ -
ARCH	SC	11	November 10-16	Salt lake City	UT	Residence Inn City Center	Marriott	15	136	\$ 189.00	200	\$ 37,800.00	\$ -	\$ -
ARCH	SC	11	November 10-16	Salt lake City	UT	Rodeway Inn	Other	70	490	\$ 99.00	73	\$ 7,227.00	\$ -	\$ -
ARCH	SC	11	November 10-16	Salt lake City	UT	Royal Garden Inn at Salt City Plaza	Other	177	1201	\$ 69.00	805	\$ 55,545.00	\$ -	\$ -
ARCH	SC	11	November 10-16	Salt lake City	UT	Salt Lake City Marriott City Center	Marriott	250	1515	\$ 165.00	1880	\$ 310,200.00	\$ -	\$ -
ARCH	SC	11	November 10-16	Salt lake City	UT	Salt Lake City Marriott University Park	Marriott	150	675	\$ 166.00	425	\$ 70,550.00	\$ -	\$ -
ARCH	SC	11	November 10-16	Salt lake City	UT	Salt Lake Marriott Downtown at City Creek	Marriott	451	2810	\$ 179.00	2379	\$ 425,841.00	\$ -	\$ -
ARCH	SC	11	November 10-16	Salt lake City	UT	Salt Lake Plaza at Temple Square	Other	145	1067	\$ 129.00	779	\$ 100,491.00	\$ -	\$ -
ARCH	SC	11	November 10-16	Salt lake City	UT	Sheraton Salt Lake City	Starwood	300	1387	\$ 149.00	1253	\$ 186,697.00	\$ -	\$ -
ARCH	SC	11	November 10-16	Salt lake City	UT	Shilo Inn	Other	120	987	\$ 129.00	1156	\$ 149,124.00	\$ -	\$ -
ARCH	SC	11	November 10-16	Salt lake City	UT	Springhill Suites Downtown	Marriott	40	205	\$ 124.00	222	\$ 27,528.00	\$ -	\$ -
MOBILE	Sensys	11	November 5-10	Toronto	Canada	The Fairmont Royal York	Fairmont	60	220	\$ 182.00	223	\$ 39,888.40	\$ 46,802.00	\$ 28,642.52
SIGSPATIAL	SPATIAL	11	November 5-9	Redondo Beach	CA	Crowne Plaza Redondo Beach & Marina Hotel	IHG	100	405	\$ 159.00	458	\$ 78,920.64	\$ 73,640.67	\$ 11,310.55
GRAPH	VRCAI	11	November 29-December 1	Singapore	Singapore	Co-Located with SA	Other							
COMM	CO-NEXT	12	December 10-13	Nice	France	Boscolo Hotel Plaza	Other	60	240	\$ 165.40	259	\$ 48,624.82	\$ 58,180.84	\$ 412.38
ACM	Europe Council Mtg	12	December 12-16	Vienna	Austria	Le Meridien Vienna	Other	23	68	\$ 327.66	84	\$ 27,933.44	\$ 455.48	\$ -
ADA	HILT	12	December 2-6	Boston	MA	Hyatt Regency Boston	Hyatt	43	150	\$ 159.00	190	\$ 4,640.26	\$ 11,984.15	\$ 4,752.00
MICRO	MICRO	12	December 1-5	Vancouver	Canada	The Fairmont Hotel Vancouver	Fairmont			\$ 114.72	512	\$ 74,140.00	\$ 59,852.00	\$ 15,200.00
ACM	Middleware	12	December 3-7	Montreal	Canada	InterContinental Montreal	IHG	75	300	\$ 149.00	196	\$ 32,304.00	\$ 30,437.50	\$ 3,601.02
CHI	PC MEETING	12	December 7-11	Boston	MA	Hyatt Harborside @ Boston's Logan Int'l Airport	Hyatt	180	440	\$ 125.00	478	\$ 59,453.00	\$ 48,862.00	\$ -
GRAPH/CHI	VRST	12	December 10-12	Toronto	Canada	Metropolitan Hotel Toronto	Other			\$ 139.00	36	\$ 4,865.00	\$ -	\$ -
SIM	WSC	12	December 9-12	Berlin	Germany	Berlin InterContinental	IHG			\$ 197.03	906	\$ 178,508.07	\$ 124,302.40	\$ 46,633.45